

Job Name: 25-2952 - KYTC Jefferson Co Call 106 (251315)	Plant: 100	Tech: J. Horsley - A
Job Location: Indiana, KY	5/12/2026 12:59:30 PM	PC: J. Jarvis
Contractor: Louisville Paving and Construction		



**Structure ID: 140**

**P1 BX18180606VF**

**BOX BASE 6inW, 6inF, Variable Ht T/n**

P3) 18" x 18" - CASTING HEIGHT - 4"	0 lb
P2) 18" x 18" - BOX RISER 6inW, Variable Ht F/G - 12"	580 lb
P1) 18" x 18" - BOX BASE 6inW, 6inF, Variable Ht T/n - 20"	1319 lb
2) 18" x 18" - Conseal CS-102 1.00"	0 lb
1) Hole - 16	0 lb
<b>Structure Total:</b>	<b>1899 lb</b>

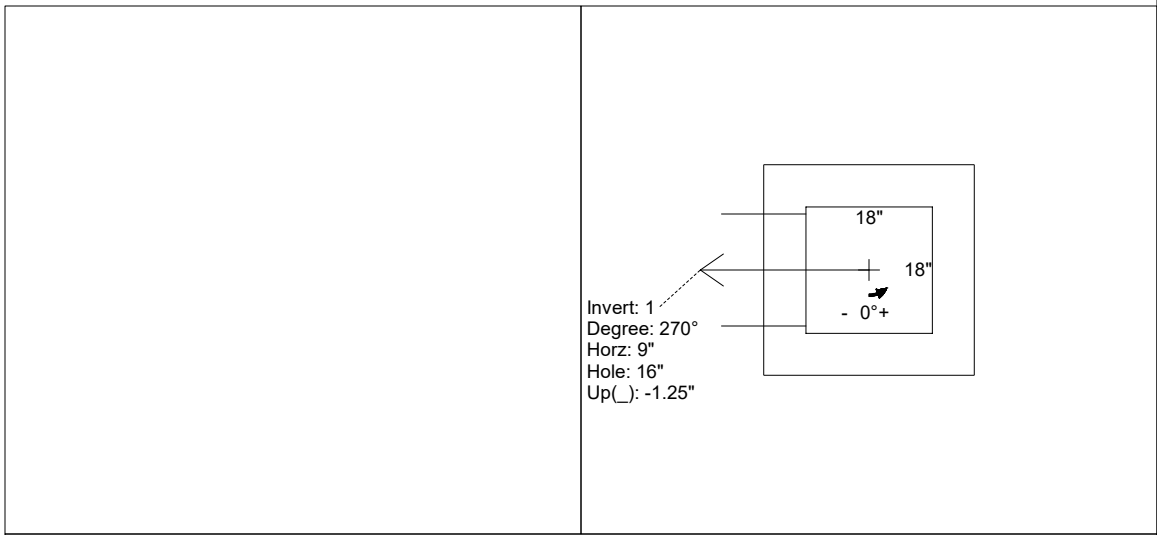
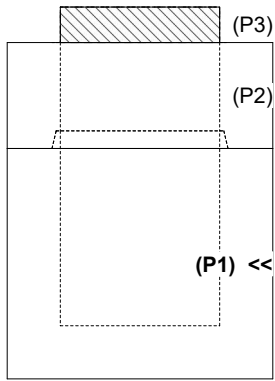
- Structure Notes:
1. PER MSD YARD DRAIN / ASTM C-913 SPECS
  2. CONCRETE: 4,000 PSI AT 28 DAYS
  3. REINFORCEMENT: #4 BAR @ 12" C.C. E.W. (GRADE 60) - 2" MIN. REBAR CLEARANCE (TYP)
  4. NO STORM INVERT
  5. NO STEPS
  6. HOE 165-A FRAME & GRATE SUPPLIED BY OTHERS

Rim: 565.95'    Rim to Invert: 3'    Slack: 0"    Sump: 0"    Step Position:

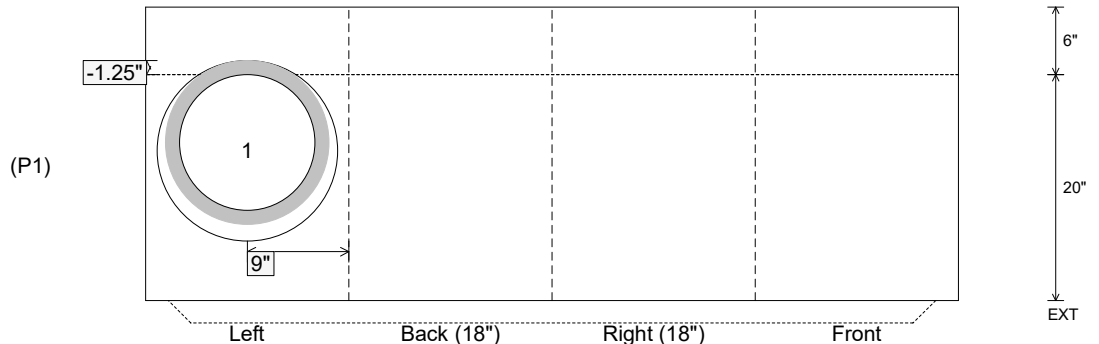
Position	Elev	Angle	Ext. (cw)	Pipe	Pipe OD	Connector	Hole	Horz Size	Up ( )	Offset
Invert 1	562.95'	270°	15"	12" HDPE	14.5"	Hole 16	16"	16"	-1.25"	0"
Invert 2										
Invert 3										
Invert 4										
Invert 5										
Invert 6										
Invert 7										
Invert 8										

RIGHT-SIDE UP VIEW (int. dimensions)

UPSIDE-DOWN VIEW (int. dimenions)



INSIDE WALL DIMENSIONS



Coating (Int):	Seam Up: Tongue	Wall Thickness: 6"	Height (Int): 20"	Weight (Net): 1319 lb
Coating (Ext):	Seam Dn: n/a	Floor Height: 6"	Height (Ext): 26"	Volume (Net): 0.34cu.yd