



Assembly/Submittal drawing



Production drawing

Job Number:	26-2256	
Part Ref.:	P1	
Product Code:	MH036BA18	
Weight:	1525 lb	
Production Date:		
Structure ID:	1	
Spec./Type:	Storm-Pipe Centered	Type: STM.MH
Structure Size:	36"	
Station:		
Customer Name:	ADS Advanced Drainage Systems, Inc.	
Project Name:	26-2256 ADS Iron Synergy Additions	



Assembly/Submittal drawing



Production drawing

Job Number: 25-2422  
 Part Ref.: P2  
 Product Code: MH048RS60CDARED  
 Weight: 4192 lb  
 Production Date:  
 Structure ID: **A-2**  
 Spec./Type: Sanitary Type: SAN.MH w/ConBlock-CDA Red  
 Structure Size: 48"  
 Station:  
 Customer Name: Byard Construction, LLC  
 Project Name: 25-2422 - Woodland Springs Section 3 (Sanitary)



Assembly/Submittal drawing



Production drawing

Job Number: 25-2422  
 Part Ref.: P2  
 Product Code: MH048RS72CDARED  
 Weight: 5030 lb  
 Production Date:  
 Structure ID: **A-1**  
 Spec./Type: Sanitary Type: SAN.MH w/ConBlock-CDA Red  
 Structure Size: 48"  
 Station:  
 Customer Name: Byard Construction, LLC  
 Project Name: 25-2422 - Woodland Springs Section 3 (Sanitary)



Assembly/Submittal drawing



Production drawing

Job Number: 26-2280  
 Part Ref.: P2  
 Product Code: MH048CN36CDARED  
 Weight: 2251 lb  
 Production Date:  
 Structure ID: **A2 SS-MH**  
 Spec./Type: Sanitary Type: SAN.MH w/ConBlock-CDA Red  
 Structure Size: 48"  
 Station:  
 Customer Name: Winwater Hartford KY Co.  
 Project Name: 26-2280 - Club One Fitness Sanitary



Assembly/Submittal drawing



Production drawing

Job Number: 26-2280  
 Part Ref.: P2  
 Product Code: MH048CN24CDARED  
 Weight: 1738 lb  
 Production Date:  
 Structure ID: **A3 SS-MH**  
 Spec./Type: Sanitary Type: SAN.MH w/ConBlock-CDA Red  
 Structure Size: 48"  
 Station:  
 Customer Name: Winwater Hartford KY Co.  
 Project Name: 26-2280 - Club One Fitness Sanitary



Assembly/Submittal drawing



Production drawing

Job Number:	26-1075	
Part Ref.:	P2	
Product Code:	MH048CCN24S	
Weight:	2252 lb	
Production Date:		
Structure ID:	<b>JB 1 (2)</b>	
Spec./Type:	Storm	Type: Junction Box
Structure Size:	48"	
Station:		
Customer Name:	Stewart Richey	
Project Name:	26-1075 - Walmart Fuel Station 00674-1008	



Assembly/Submittal drawing



Production drawing

Job Number:	26-1075	
Part Ref.:	P1	
Product Code:	MH048BAEVF	
Weight:	4722 lb	
Production Date:		
Structure ID:	<b>JB 2 (1)</b>	
Spec./Type:	Storm	Type: Junction Box
Structure Size:	48"	
Station:		
Customer Name:	Stewart Richey	
Project Name:	26-1075 - Walmart Fuel Station 00674-1008	



Assembly/Submittal drawing



Production drawing

Job Number: 26-2280  
 Part Ref.: P1  
 Product Code: MH048BA24CDARED  
 Weight: 2911 lb  
 Production Date:  
 Structure ID: **A3 SS-MH**  
 Spec./Type: Sanitary      Type: SAN.MH w/ConBlock-CDA Red  
 Structure Size: 48"  
 Station:  
 Customer Name: Winwater Hartford KY Co.  
 Project Name: 26-2280 - Club One Fitness Sanitary



Assembly/Submittal drawing



Production drawing

Job Number: 26-2280  
 Part Ref.: P1  
 Product Code: MH048BA30CDARED  
 Weight: 3330 lb  
 Production Date:  
 Structure ID: **A2 SS-MH**  
 Spec./Type: Sanitary      Type: SAN.MH w/ConBlock-CDA Red  
 Structure Size: 48"  
 Station:  
 Customer Name: Winwater Hartford KY Co.  
 Project Name: 26-2280 - Club One Fitness Sanitary



Assembly/Submittal drawing



Production drawing

Job Number: 25-2422  
 Part Ref.: P1  
 Product Code: MH048BA30CDARED  
 Weight: 3330 lb  
 Production Date:  
 Structure ID: **A-2**  
 Spec./Type: Sanitary Type: SAN.MH w/ConBlock-CDA Red  
 Structure Size: 48"  
 Station:  
 Customer Name: Byard Construction, LLC  
 Project Name: 25-2422 - Woodland Springs Section 3 (Sanitary)



Assembly/Submittal drawing



Production drawing

Job Number: 25-2422  
 Part Ref.: P1  
 Product Code: MH048BA30CDARED  
 Weight: 3330 lb  
 Production Date:  
 Structure ID: **A-1**  
 Spec./Type: Sanitary Type: SAN.MH w/ConBlock-CDA Red  
 Structure Size: 48"  
 Station:  
 Customer Name: Byard Construction, LLC  
 Project Name: 25-2422 - Woodland Springs Section 3 (Sanitary)



Assembly/Submittal drawing



Production drawing

Job Number: 26-1322B  
Part Ref.: P2  
Product Code: MH048RS24  
Weight: 1677 lb  
Production Date:  
Structure ID: **230-72 SS-MH**  
Spec./Type: Sanitary Type: SAN.MH  
Structure Size: 48"  
Station:  
Customer Name: Cumberland Pipeline LLC  
Project Name: 26-1322B - KYTC Warren Co Call 104 (261503)



Assembly/Submittal drawing



Production drawing

Job Number:	24-4112	
Part Ref.:	P3	
Product Code:	MH048CN42	
Weight:	3200 lb	
Production Date:		
Structure ID:	<b>955</b>	
Spec./Type:	Sanitary	Type: SAN.MH
Structure Size:	48"	
Station:		
Customer Name:	TRC, LLC	
Project Name:	24-4112 - Ohio River Service Area Rehab	



Assembly/Submittal drawing



Production drawing

Job Number:	24-4112	
Part Ref.:	P2	
Product Code:	MH048RS36	
Weight:	2515 lb	
Production Date:		
Structure ID:	<b>955</b>	
Spec./Type:	Sanitary	Type: SAN.MH
Structure Size:	48"	
Station:		
Customer Name:	TRC, LLC	
Project Name:	24-4112 - Ohio River Service Area Rehab	



Assembly/Submittal drawing



Production drawing

Job Number:	26-2131	
Part Ref.:	P4	
Product Code:	MH048LD12-24SQ	
Weight:	1500 lb	
Production Date:		
Structure ID:	<b>A1</b>	
Spec./Type:	Storm-Pipe Centered	Type: STM.MH
Structure Size:	48"	
Station:		
Customer Name:	ADS Advanced Drainage Systems, Inc.	
Project Name:	26-2131 ADS Zaxby's	



Assembly/Submittal drawing



Production drawing

Job Number: 24-1164  
 Part Ref.: P1  
 Product Code: MH048BAVF  
 Weight: 3789 lb  
 Production Date:  
 Structure ID: **MH 3 (2+08)**  
 Spec./Type: Storm-Pipe Centered  
 Structure Size: 48"  
 Station:  
 Customer Name: Core & Main LP (Lou)  
 Project Name: 24-1164 Paddy's Run Flood PS

Type: STM.MH



Assembly/Submittal drawing



Production drawing

Job Number: 24-1164  
Part Ref.: P1  
Product Code: MH048BA30  
Weight: 3269 lb  
Production Date:  
Structure ID: **MH 1 (3+75)**  
Spec./Type: Storm-Pipe Centered Type: STM.MH  
Structure Size: 48"  
Station:  
Customer Name: Core & Main LP (Lou)  
Project Name: 24-1164 Paddy's Run Flood PS



Assembly/Submittal drawing



Production drawing

Job Number:	25-4299	
Part Ref.:	P1	
Product Code:	MH048BAVF	
Weight:	3550 lb	
Production Date:		
Structure ID:	<b>E5</b>	
Spec./Type:	MSD	Type: Yard Drain
Structure Size:	48"	
Station:		
Customer Name:	Dan Cristiani Excavating Co. Inc.	
Project Name:	25-4299 - Seneca High School	



Assembly/Submittal drawing




Production drawing

Job Number: 23-2792  
 Part Ref.: P1  
 Product Code: MH048BA42  
 Weight: 3304 lb  
 Production Date:  
 Structure ID: **STM-A3**  
 Spec./Type: Storm  
 Structure Size: 48"  
 Station:  
 Customer Name: Stewart Richey  
 Project Name: 23-2792 - Teal Dr. Development

Type: STM.MH



Assembly/Submittal drawing



Production drawing

Job Number: 26-1219  
 Part Ref.: P3  
 Product Code: MH048CCN36CDARED  
 Weight: 2251 lb  
 Production Date:  
 Structure ID: **5-9 SS-MH**  
 Spec./Type: Sanitary Type: SAN.MH w/ConBlock-CDA Red  
 Structure Size: 48"  
 Station:  
 Customer Name: Hayes Pipe Supply  
 Project Name: 26-1219 - 1662 Pinkerton Road



Assembly/Submittal drawing



Production drawing

Job Number: 26-1322B  
Part Ref.: P1  
Product Code: MH048BA30  
Weight: 3705 lb  
Production Date:  
Structure ID: **223-75 SS-MH**  
Spec./Type: Sanitary Type: SAN.MH  
Structure Size: 48"  
Station:  
Customer Name: Cumberland Pipeline LLC  
Project Name: 26-1322B - KYTC Warren Co Call 104 (261503)



Assembly/Submittal drawing



Production drawing

Job Number: 24-1164  
 Part Ref.: P1  
 Product Code: MH060BA36  
 Weight: 6217 lb  
 Production Date:  
 Structure ID: **MH 6 (0+31)**  
 Spec./Type: Storm-Pipe Centered  
 Structure Size: 60"  
 Station:  
 Customer Name: Core & Main LP (Lou)  
 Project Name: 24-1164 Paddy's Run Flood PS

Type: STM.MH



Assembly/Submittal drawing



Production drawing

Job Number: 25-3452  
 Part Ref.: P3  
 Product Code: MH060LD13  
 Weight: 2869 lb  
 Production Date:  
 Structure ID: **S304**  
 Spec./Type: Storm Type: STM.MH (Recessed pipe)  
 Structure Size: 60"  
 Station:  
 Customer Name: Louisville Paving and Construction  
 Project Name: 25-3452 - Churchill Downs Skye Terrace Improvements



Assembly/Submittal drawing



Production drawing

Job Number: 25-3452  
 Part Ref.: P2  
 Product Code: MH060RS18S  
 Weight: 1854 lb  
 Production Date:  
 Structure ID: **S211**  
 Spec./Type: Storm Type: STM.MH (Recessed pipe)  
 Structure Size: 60"  
 Station:  
 Customer Name: Louisville Paving and Construction  
 Project Name: 25-3452 - Churchill Downs Skye Terrace Improvements



Assembly/Submittal drawing



Production drawing

Job Number: 25-3118  
 Part Ref.: P2  
 Product Code: MH060TS15-48ECC  
 Weight: 2204 lb  
 Production Date:  
 Structure ID: **2301543**  
 Spec./Type: Sanitary Type: SAN.MH Transition  
 Structure Size: 60"  
 Station:  
 Customer Name: Lykins Contracting  
 Project Name: 25-3118 - W6 Ph 2-C Force Main Improvements



Assembly/Submittal drawing



Production drawing

Job Number:	25-3118	
Part Ref.:	P1	
Product Code:	MH060BAVF	
Weight:	8534 lb	
Production Date:		
Structure ID:	<b>2301541</b>	
Spec./Type:	Sanitary	Type: SAN.MH Transition
Structure Size:	60"	
Station:		
Customer Name:	Lykins Contracting	
Project Name:	25-3118 - W6 Ph 2-C Force Main Improvements	



Assembly/Submittal drawing



Production drawing

Job Number: 26-2132  
 Part Ref.: P1  
 Product Code: MH072LD08S  
 Weight: 3596 lb  
 Production Date:  
 Structure ID: **QL1 Top Slab**  
 Spec./Type: Storm-Pipe Centered Type: STM.MH  
 Structure Size: 72"  
 Station:  
 Customer Name: ADS Advanced Drainage Systems, Inc.  
 Project Name: 26-2132 ADS SELCAT Training



Assembly/Submittal drawing



Production drawing

Job Number:	25-3118	
Part Ref.:	P1	
Product Code:	MH072BAVF	
Weight:	13101 lb	
Production Date:		
Structure ID:	<b>2301562</b>	
Spec./Type:	Sanitary	Type: SAN.MH Transition
Structure Size:	72"	
Station:		
Customer Name:	Lykins Contracting	
Project Name:	25-3118 - W6 Ph 2-C Force Main Improvements	



Assembly/Submittal drawing



Production drawing

Job Number: 25-2073  
 Part Ref.: P1  
 Product Code: BC048024-08WLF  
 Weight: 6734 lb  
 Production Date:  
 Structure ID: **BC 4 x 2 (PC 10)**  
 Spec./Type: Box Culvert Type: Box Culvert (08W/08F/08T) No Haunch  
 Structure Size: 48" x 24"  
 Station:  
 Customer Name: Bowen Engineering Corporation  
 Project Name: 25-2073 - Alcoa Outfall



Assembly/Submittal drawing



Production drawing

Job Number: 25-2073  
 Part Ref.: P1  
 Product Code: BC048024-08WLF  
 Weight: 8152 lb  
 Production Date:  
 Structure ID: **BC 4 x 2 (PC 7)**  
 Spec./Type: Box Culvert Type: Box Culvert (08W/08F/08T) No Haunch  
 Structure Size: 48" x 24"  
 Station:  
 Customer Name: Bowen Engineering Corporation  
 Project Name: 25-2073 - Alcoa Outfall



Assembly/Submittal drawing



Production drawing

Job Number: 25-4733  
 Part Ref.: P2  
 Product Code: BX2436-08R36  
 Weight: 3673 lb  
 Production Date:  
 Structure ID: **CI-A1**  
 Spec./Type: Storm  
 Structure Size: 24" x 36"  
 Station:  
 Customer Name: Core & Main LP (Lou)  
 Project Name: 25-4733 - The Paddock

Type: BX 8inW, 8inF



Assembly/Submittal drawing



Production drawing

Job Number: 26-1699  
 Part Ref.: P1  
 Product Code: BX072144-06W06F-VF  
 Weight: 22925 lb  
 Production Date:  
 Structure ID: **1 GT2500**  
 Spec./Type: Grease Traps Type: GT 2500 GAL.  
 Structure Size: 72" x 144"  
 Station:  
 Customer Name: Advanced Mechanical LLC  
 Project Name: 26-1699 - ECTC Culinary Kitchen



Assembly/Submittal drawing




Production drawing

Job Number: 25-4733  
 Part Ref.: P1  
 Product Code: BX2436-08BVF  
 Weight: 6059 lb  
 Production Date:  
 Structure ID: **CI-A1**  
 Spec./Type: Storm  
 Structure Size: 24" x 36"  
 Station:  
 Customer Name: Core & Main LP (Lou)  
 Project Name: 25-4733 - The Paddock

Type: BX 8inW, 8inF



Assembly/Submittal drawing




Production drawing

Job Number: 25-2511B  
 Part Ref.: P1  
 Product Code: BX28108-06W06F-BAVF  
 Weight: 7624 lb  
 Production Date:  
 Structure ID: **N**  
 Spec./Type: Storm Type: BX 6inW, 6inF  
 Structure Size: 28" x 108"  
 Station:  
 Customer Name: Byard Construction, LLC  
 Project Name: 25-2511B - Blue Sky Sec 1 (Storm)



Assembly/Submittal drawing



Production drawing

Job Number:	25-2511B	
Part Ref.:	P1	
Product Code:	BX28280606VH	
Weight:	3028 lb	
Production Date:		
Structure ID:	<b>D</b>	
Spec./Type:	Storm	Type: BX 6inW, 6inF
Structure Size:	28" x 28"	
Station:		
Customer Name:	Byard Construction, LLC	
Project Name:	25-2511B - Blue Sky Sec 1 (Storm)	



Assembly/Submittal drawing



Production drawing

Job Number:	25-2952	
Part Ref.:	P1	
Product Code:	BX18180606VF	
Weight:	1319 lb	
Production Date:		
Structure ID:	<b>140</b>	
Spec./Type:	MSD	Type: Yard Drain
Structure Size:	18" x 18"	
Station:		
Customer Name:	Louisville Paving and Construction	
Project Name:	25-2952 - KYTC Jefferson Co Call 106 (251315)	



Assembly/Submittal drawing



Production drawing

Job Number:	25-4299	
Part Ref.:	P1	
Product Code:	BX2436-08BVF	
Weight:	3044 lb	
Production Date:		
Structure ID:	<b>A24</b>	
Spec./Type:	MSD	Type: CI DOUBLE
Structure Size:	24" x 36"	
Station:		
Customer Name:	Dan Cristiani Excavating Co. Inc.	
Project Name:	25-4299 - Seneca High School	



Assembly/Submittal drawing



Production drawing

Job Number:	24-1164	
Part Ref.:	P1	
Product Code:	MH048BA30	
Weight:	3292 lb	
Production Date:		
Structure ID:	<b>MH 5 (1+32)</b>	
Spec./Type:	Storm-Pipe Centered	Type: STM.MH
Structure Size:	48"	
Station:		
Customer Name:	Core & Main LP (Lou)	
Project Name:	24-1164 Paddy's Run Flood PS	



Assembly/Submittal drawing



Production drawing

Job Number: 24-1164  
 Part Ref.: P1  
 Product Code: MH048BA24  
 Weight: 2741 lb  
 Production Date:  
 Structure ID: **MH 4 (0+30)**  
 Spec./Type: Storm-Pipe Centered  
 Structure Size: 48"  
 Station:  
 Customer Name: Core & Main LP (Lou)  
 Project Name: 24-1164 Paddy's Run Flood PS

Type: STM.MH



Assembly/Submittal drawing



Production drawing

Job Number:	24-1164	
Part Ref.:	P1	
Product Code:	MH048BA24	
Weight:	2789 lb	
Production Date:		
Structure ID:	<b>MH 2 (2+91)</b>	
Spec./Type:	Storm-Pipe Centered	Type: STM.MH
Structure Size:	48"	
Station:		
Customer Name:	Core & Main LP (Lou)	
Project Name:	24-1164 Paddy's Run Flood PS	



Assembly/Submittal drawing



Production drawing

Job Number:	25-2511B	
Part Ref.:	P1	
Product Code:	HWAW18F	
Weight:	1334 lb	
Production Date:		
Structure ID:	<b>AB</b>	
Spec./Type:	HEADWALLS	Type: HW AW
Structure Size:	18"	
Station:		
Customer Name:	Byard Construction, LLC	
Project Name:	25-2511B - Blue Sky Sec 1 (Storm)	



Assembly/Submittal drawing



Production drawing

Job Number: 23-2792  
 Part Ref.: P1  
 Product Code: HWBW24F  
 Weight: 2996 lb  
 Production Date:  
 Structure ID: **STM-A1**  
 Spec./Type: HEADWALLS  
 Structure Size: 24"  
 Station:  
 Customer Name: Stewart Richey  
 Project Name: 23-2792 - Teal Dr. Development

Type: HW BW



Assembly/Submittal drawing



Production drawing

Job Number:	24-1164	
Part Ref.:	P1	
Product Code:	HWLOUMSD-U-15	
Weight:	6573 lb	
Production Date:		
Structure ID:	<b>HDWL. 1</b>	
Spec./Type:	HEADWALLS	Type: HW LOU-MSD "U" Headwall
Structure Size:	15"	
Station:		
Customer Name:	Core & Main LP (Lou)	
Project Name:	24-1164 Paddy's Run Flood PS	



Assembly/Submittal drawing



Production drawing

Job Number:	25-2511B	
Part Ref.:	P1	
Product Code:	HWBW24-CUST	
Weight:	3359 lb	
Production Date:		
Structure ID:	<b>X1</b>	
Spec./Type:	HEADWALLS	Type: HW BW Custom
Structure Size:	24"	
Station:		
Customer Name:	Byard Construction, LLC	
Project Name:	25-2511B - Blue Sky Sec 1 (Storm)	



Assembly/Submittal drawing



Production drawing

Job Number: 25-2952  
 Part Ref.: P2  
 Product Code: BX024030-08LD08-15X27  
 Weight: 963 lb  
 Production Date:  
 Structure ID: **80**  
 Spec./Type: KYTC Type: DBI TYPE 13G  
 Structure Size: 24" x 30"  
 Station:  
 Customer Name: Louisville Paving and Construction  
 Project Name: 25-2952 - KYTC Jefferson Co Call 106 (251315)



Assembly/Submittal drawing



Production drawing

Job Number:	25-2952	
Part Ref.:	P3	
Product Code:	BX024030-08LD08-15X27	
Weight:	963 lb	
Production Date:		
Structure ID:	<b>81</b>	
Spec./Type:	KYTC	Type: DBI TYPE 13G
Structure Size:	24" x 30"	
Station:		
Customer Name:	Louisville Paving and Construction	
Project Name:	25-2952 - KYTC Jefferson Co Call 106 (251315)	



Assembly/Submittal drawing



Production drawing

Job Number: 25-2952  
 Part Ref.: P2  
 Product Code: BX024030-08LD08-15X27  
 Weight: 963 lb  
 Production Date:  
 Structure ID: **78**  
 Spec./Type: KYTC Type: DBI TYPE 13G  
 Structure Size: 24" x 30"  
 Station:  
 Customer Name: Louisville Paving and Construction  
 Project Name: 25-2952 - KYTC Jefferson Co Call 106 (251315)



Assembly/Submittal drawing



Production drawing

Job Number:

Part Ref.: P2

Product Code: BX4872-06R48

Weight: 6380 lb

Production Date:

Structure ID: **QL1**

Spec./Type: Vaults

Type: Vault 6inW, 6inF

Structure Size: 48" x 72"

Station:

Customer Name: Pace Contracting, LLC

Project Name: 26-2231 - Pace Vault