

Job Name: 25-1684P10 KYTC Jefferson Co. Call 200  
 Job Location: I-264 Louisville, Ky.  
 Contractor: Cleary Construction, Inc.

Plant: Beaver Dam, Ky.  
 5/20/2026 9:14:53 AM

Tech: J. Coppage  
 PC: J. Jarvis



**Structure ID: 113+44 RT DBI-15 INLET 2**

**P1 BX2424-08BAVF**

**BOX BASE 8inW, 8inF, Variable Ht**

- P2) 24" x 24" - CB FLAT TOP 8"W (HOE KY-215 F&G) - 8"
- P1) 24" x 24" - BOX BASE 8inW, 8inF, Variable Ht - 22"
- 1) 24" x 24" - Conseal CS-102 1.00"
- 1) Hole - 18"

770 lb  
 2794 lb  
 0 lb  
 0 lb  
 -----  
 Structure Total: 3564 lb

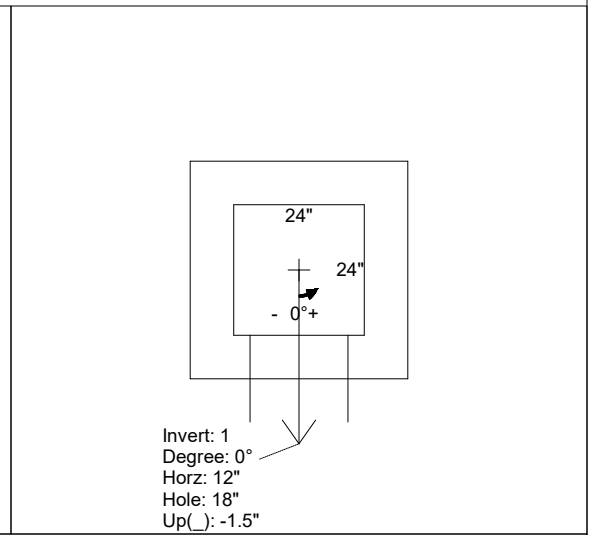
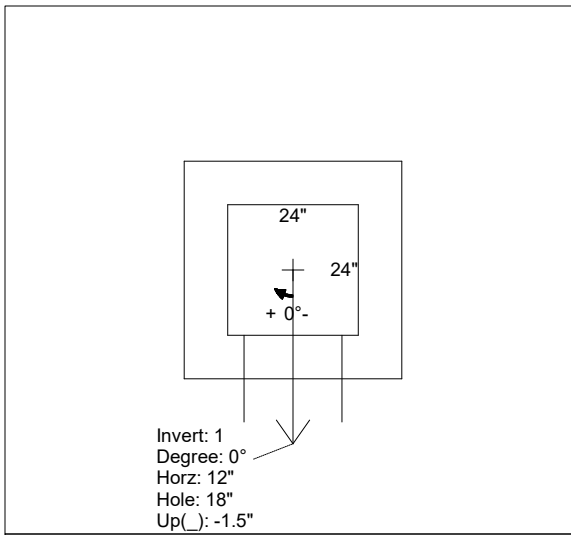
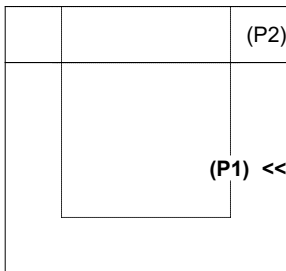
**Structure Notes:**  
 -KYTC STATE PROJECT 251007  
 -REINFORCING: #5 BAR @ 12" C/C E.W. (TYP.)  
 -CASTING BY OTHERS.  
 -CS-102 BUTYL REQUIRED (SUPPLIED BY ICAST).  
 -KYTC CERTIFICATIONS REQUIRED.

Rim: 587.75' Rim to Invert: 2.5' Slack: 0" Sump: 0" Step Position:

Position	Elev	Angle	Ext. (cw)	Pipe	Pipe OD	Connector	Hole	Horz Size	Up ( )	Offset
Invert 1	585.25'	0°	20"	15" CMP	16"	Hole 18	18"	18"	-1.5"	0"
Invert 2										
Invert 3										
Invert 4										
Invert 5										
Invert 6										
Invert 7										
Invert 8										

RIGHT-SIDE UP VIEW (int. dimensions)

UPSIDE-DOWN VIEW (int. dimensions)



INSIDE WALL DIMENSIONS



Coating (Int): Coating (Ext):	Seam Up: Flat Seam Dn: n/a	Wall Thickness: 8" Floor Height: 8"	Height (Int): 22" Height (Ext): 30"	Weight (Net): 2794 lb Volume (Net): 0.71cu.yd
----------------------------------	-------------------------------	--	--	--