Job Name: 25-2952 - KYTC Jefferson Co Call 106 (251315) Job Location: Indiana, KY Contractor: Louisville Paving and Construction	Plant: 100 6/17/2026 5:40:50 PM	Tech: J. Horsley - A PC: J. Jarvis	

Structure ID: 131

P1 BX18180606VF BOX BASE 6inW, 6inF, Variable Ht T/n

P3) 18" x 18" - CASTING HEIGHT - 4"	0 lb
P2) 18" x 18" - BOX RISER 6inW F/G - 12"	580 lb
P1) 18" x 18" - BOX BASE 6inW, 6inF, Variable Ht T/n - 20"	1228 lb
2) 18" x 18" - Conseal CS-102 1.00"	0 lb
2) Hole - 18	0 lb
Structure Total:	1808 lb

Structure Notes:
1. PER MSD YARD DRAIN / ASTM C-913 SPECS
2. CONCRETE: 4,000 PSI AT 28 DAYS
3. REINFORCEMENT: #4 BAR @ 12" C.C. E.W. (GRADE 60) - 2" MIN. REBAR CLEARANCE (TYP)
4. HOE 165-A FRAME & GRATE SUPPLIED BY OTHERS

Rim: 567.05' Rim to Invert: 3' Slack: 0" Sump: 0" Step Position:

Position	Elev	Angle	Ext. (cw)	Pipe	Pipe OD	Connector	Hole	Horz Size	Up (_)	Offset
Invert 1	564.05'	270°	15"	12" HDPE	14.5"	Hole 18	18"	18"	-3"	0"
Invert 2	564.05'	90°	15"	12" HDPE	14.5"	Hole 18	18"	18"	-3"	0"
Invert 3										
Invert 4										
Invert 5										
Invert 6										
Invert 7										
Invert 8										

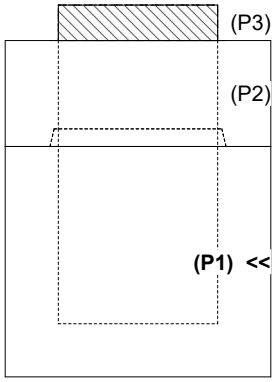

RIGHT-SIDE UP VIEW (int. dimensions)

UPSIDE-DOWN VIEW (int. dimenions)

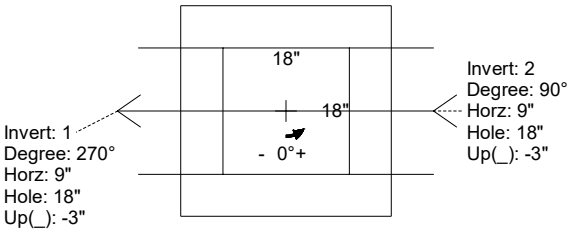

INSIDE WALL DIMENSIONS

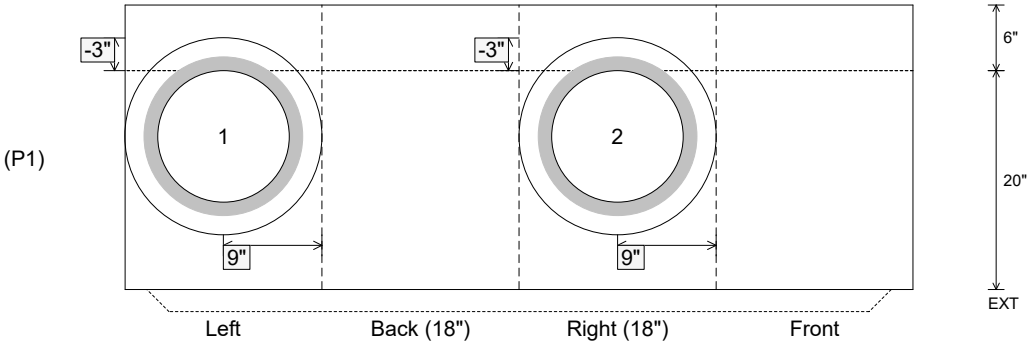

Coating (Int): Coating (Ext):	Seam Up: Tongue Seam Dn: n/a	Wall Thickness: 6" Floor Height: 6"	Height (Int): 20" Height (Ext): 26"	Weight (Net): 1228 lb Volume (Net): 0.31cu.yd