

Job Name: 26-1227 - Project Colt
 Job Location: Evansville, IN
 Contractor: Russell's Excavating

Plant: 100
 5/12/2026 11:30:18 AM

Tech: Jared - F
 PC: A. Chambers



Structure ID: 106-16 MHK

P1 MH072BAVF

MH BASE Custom Ht T/n

- P3) 24" - CASTING HEIGHT - 1"
- P2) 72" - MH FLAT LID w/24in ECC Hole F/G - 15"
- P1) 72" - MH BASE Custom Ht T/n - 67"
- 1) EJ 6489 GRATE
- 1) 72" - Conseal CS-102 1.00"
- 2) Hole - 50
- 5) MH Step ML-10-TDS-NCR - 10"

0 lb
 5098 lb
 11161 lb
 0 lb
 0 lb
 0 lb
 0 lb

 Structure Total: 16259 lb

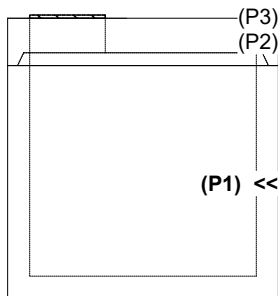
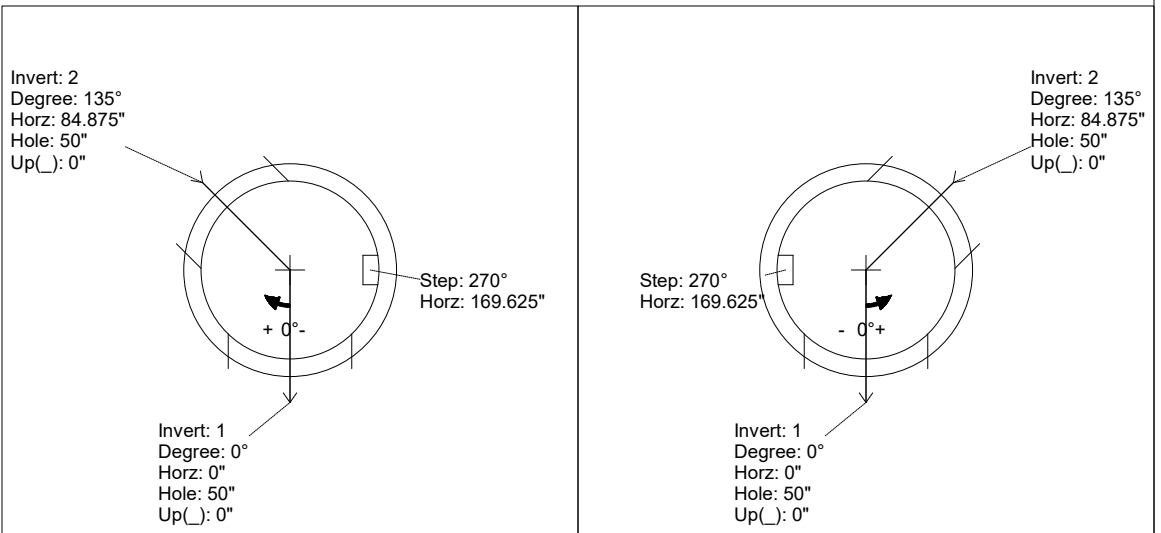
Structure Notes:
 1. INDOT MH TYPE K / ASTM C478 SPEC'S.
 2. CONCRETE = 4,000 PSI AT 28 DAYS.
 3. NO INVERT CHANNEL.
 4. CASTING BY ICAST (EJ 6489 GRATE).
 REINFORCING PER ASTM A615 (GRADE 60).
 - TOP SLAB (As .62) #5 BARS AT 6" C.C.E.W..
 - RISER/WALLS (As .18)
 - FLOOR (As .37) #5 BARS AT 10" C.C.E.W.

Rim: 383' Rim to Invert: 6.7' Slack: 0.52" Sump: 3.12" Step Position: 270

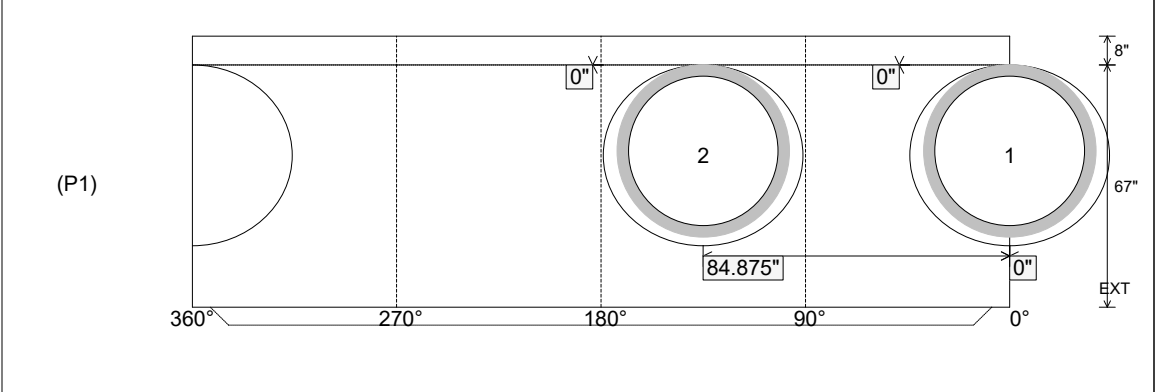
Position	Elev	Angle	Ext. (cw)	Pipe	Pipe OD	Connector	Hole	Horz Size	Up ()	Offset
Invert 1	376.3'	0°	0"	42" HDPE	47.7"	Hole 50	50"	55.271"	0"	0"
Invert 2	376.3'	135°	101.375"	42" HDPE	47.7"	Hole 50	50"	55.271"	0"	0"
Invert 3										
Invert 4										
Invert 5										
Invert 6										
Invert 7										
Invert 8										

RIGHT-SIDE UP VIEW (int. dimensions)

UPSIDE-DOWN VIEW (int. dimensions)



INSIDE WALL DIMENSIONS



Coating (Int): Coating (Ext):	Seam Up: Tongue Seam Dn: n/a	Wall Thickness: 7" Floor Height: 8"	Height (Int): 67" Height (Ext): 75"	Weight (Net): 11161 lb Volume (Net): 2.85cu.yd
----------------------------------	---------------------------------	--	--	---