



Assembly/Submittal drawing



Production drawing

Job Number: 26-1453
 Part Ref.: P3
 Product Code: MH120RS96CDARED
 Weight: 36468 lb
 Production Date:
 Structure ID: **Wet Well-11-11**
 Spec./Type: Sanitary Type: Wet Well w/ConBlock-CDA Red
 Structure Size: 120"
 Station:
 Customer Name: Cleary Construction, Inc.
 Project Name: 26-1453 Clarksville, TN SPC13A



Assembly/Submittal drawing



Production drawing

Job Number: 25-4733
 Part Ref.: P2
 Product Code: MH048LD12ECC
 Weight: 1561 lb
 Production Date:
 Structure ID: **SSWR-7**
 Spec./Type: Sanitary
 Structure Size: 48"
 Station:
 Customer Name: Core & Main LP (Lou)
 Project Name: 25-4733 - The Paddock

Type: SAN.MH



Assembly/Submittal drawing



Production drawing

Job Number:	24-4112	
Part Ref.:	P3	
Product Code:	MH048CN42	
Weight:	3200 lb	
Production Date:		
Structure ID:	951	
Spec./Type:	Sanitary	Type: SAN.MH
Structure Size:	48"	
Station:		
Customer Name:	TRC, LLC	
Project Name:	24-4112 - Ohio River Service Area Rehab	



Assembly/Submittal drawing



Production drawing

Job Number:	24-4112	
Part Ref.:	P2	
Product Code:	MH048RS48	
Weight:	3353 lb	
Production Date:		
Structure ID:	951	
Spec./Type:	Sanitary	Type: SAN.MH
Structure Size:	48"	
Station:		
Customer Name:	TRC, LLC	
Project Name:	24-4112 - Ohio River Service Area Rehab	



Assembly/Submittal drawing



Production drawing

Job Number: 26-1130
 Part Ref.: P1
 Product Code: MH048RS60
 Weight: 4192 lb
 Production Date:
 Structure ID: **61130 (2)**
 Spec./Type: Storm
 Structure Size: 48"
 Station:
 Customer Name: J Cumby Construction
 Project Name: 26-1130 Bristol Manhole

Type: STM.MH



Assembly/Submittal drawing



Production drawing

Job Number:	24-4112	
Part Ref.:	P1	
Product Code:	MH048BA24	
Weight:	2911 lb	
Production Date:		
Structure ID:	953	
Spec./Type:	Sanitary	Type: SAN.MH
Structure Size:	48"	
Station:		
Customer Name:	TRC, LLC	
Project Name:	24-4112 - Ohio River Service Area Rehab	



Assembly/Submittal drawing



Production drawing

Job Number:	24-4112	
Part Ref.:	P1	
Product Code:	MH048BA24	
Weight:	2911 lb	
Production Date:		
Structure ID:	954	
Spec./Type:	Sanitary	Type: SAN.MH
Structure Size:	48"	
Station:		
Customer Name:	TRC, LLC	
Project Name:	24-4112 - Ohio River Service Area Rehab	



Assembly/Submittal drawing



Production drawing

Job Number:	24-4112	
Part Ref.:	P1	
Product Code:	MH048BA24	
Weight:	2911 lb	
Production Date:		
Structure ID:	951	
Spec./Type:	Sanitary	Type: SAN.MH
Structure Size:	48"	
Station:		
Customer Name:	TRC, LLC	
Project Name:	24-4112 - Ohio River Service Area Rehab	



Assembly/Submittal drawing



Production drawing

Job Number:	24-4112	
Part Ref.:	P1	
Product Code:	MH048BA42	
Weight:	4121 lb	
Production Date:		
Structure ID:	952	
Spec./Type:	Sanitary	Type: SAN.MH
Structure Size:	48"	
Station:		
Customer Name:	TRC, LLC	
Project Name:	24-4112 - Ohio River Service Area Rehab	



Assembly/Submittal drawing



Production drawing

Job Number:	26-2131	
Part Ref.:	P1	
Product Code:	MH048BA18	
Weight:	2588 lb	
Production Date:		
Structure ID:	A1	
Spec./Type:	Storm-Pipe Centered	Type: STM.MH
Structure Size:	48"	
Station:		
Customer Name:	ADS Advanced Drainage Systems, Inc.	
Project Name:	26-2131 ADS Zaxby's	



Assembly/Submittal drawing



Production drawing

Job Number: 26-2131
 Part Ref.: P2
 Product Code: MH048RSVF
 Weight: 2864 lb
 Production Date:
 Structure ID: **A1**
 Spec./Type: Storm-Pipe Centered Type: STM.MH
 Structure Size: 48"
 Station:
 Customer Name: ADS Advanced Drainage Systems, Inc.
 Project Name: 26-2131 ADS Zaxby's



Assembly/Submittal drawing



Production drawing

Job Number: 25-4733
 Part Ref.: P1
 Product Code: MH048BA24
 Weight: 2959 lb
 Production Date:
 Structure ID: **SSWR-7**
 Spec./Type: Sanitary
 Structure Size: 48"
 Station:
 Customer Name: Core & Main LP (Lou)
 Project Name: 25-4733 - The Paddock

Type: SAN.MH



Assembly/Submittal drawing



Production drawing

Job Number: 25-4733
 Part Ref.: P1
 Product Code: MH048BA30
 Weight: 3282 lb
 Production Date:
 Structure ID: **SSWR-6**
 Spec./Type: Sanitary
 Structure Size: 48"
 Station:
 Customer Name: Core & Main LP (Lou)
 Project Name: 25-4733 - The Paddock

Type: SAN.MH



Assembly/Submittal drawing



Production drawing

Job Number: 25-4733
 Part Ref.: P1
 Product Code: MH048BA30
 Weight: 3330 lb
 Production Date:
 Structure ID: **SSWR-5**
 Spec./Type: Sanitary
 Structure Size: 48"
 Station:
 Customer Name: Core & Main LP (Lou)
 Project Name: 25-4733 - The Paddock

Type: SAN.MH



Assembly/Submittal drawing




Production drawing

Job Number: 25-4733
 Part Ref.: P1
 Product Code: MH048BA30
 Weight: 3330 lb
 Production Date:
 Structure ID: **SSWR-4**
 Spec./Type: Sanitary
 Structure Size: 48"
 Station:
 Customer Name: Core & Main LP (Lou)
 Project Name: 25-4733 - The Paddock

Type: SAN.MH



Assembly/Submittal drawing



Production drawing

Job Number: 25-3452
 Part Ref.: P1
 Product Code: MH048BAVF
 Weight: 3259 lb
 Production Date:
 Structure ID: **S205**
 Spec./Type: Storm Type: STM.MH (Recessed pipe)
 Structure Size: 48"
 Station:
 Customer Name: Louisville Paving and Construction
 Project Name: 25-3452 - Churchill Downs Skye Terrace Improvements



Assembly/Submittal drawing



Production drawing

Job Number:	25-3452	
Part Ref.:	P1	
Product Code:	MH048BAVF	
Weight:	2712 lb	
Production Date:		
Structure ID:	S204	
Spec./Type:	Storm	Type: STM.MH (Recessed pipe)
Structure Size:	48"	
Station:		
Customer Name:	Louisville Paving and Construction	
Project Name:	25-3452 - Churchill Downs Skye Terrace Improvements	



Assembly/Submittal drawing




Production drawing

Job Number: 25-3452
 Part Ref.: P2
 Product Code: MH048LD12S
 Weight: 1629 lb
 Production Date:
 Structure ID: **S212**
 Spec./Type: Storm Type: STM.MH (Recessed pipe)
 Structure Size: 48"
 Station:
 Customer Name: Louisville Paving and Construction
 Project Name: 25-3452 - Churchill Downs Skye Terrace Improvements



Assembly/Submittal drawing



Production drawing

Job Number: 25-3452
 Part Ref.: P1
 Product Code: MH048BAVF
 Weight: 4496 lb
 Production Date:
 Structure ID: **S207**
 Spec./Type: Storm Type: STM.MH (Recessed pipe)
 Structure Size: 48"
 Station:
 Customer Name: Louisville Paving and Construction
 Project Name: 25-3452 - Churchill Downs Skye Terrace Improvements



Assembly/Submittal drawing



Production drawing

Job Number: 25-3452
 Part Ref.: P1
 Product Code: MH060BAVF
 Weight: 6482 lb
 Production Date:
 Structure ID: **S213**
 Spec./Type: Storm Type: STM.MH (Recessed pipe)
 Structure Size: 60"
 Station:
 Customer Name: Louisville Paving and Construction
 Project Name: 25-3452 - Churchill Downs Skye Terrace Improvements



Assembly/Submittal drawing



Production drawing

Job Number: 25-3452
 Part Ref.: P1
 Product Code: MH060BAVF
 Weight: 8514 lb
 Production Date:
 Structure ID: **S211**
 Spec./Type: Storm Type: STM.MH (Recessed pipe)
 Structure Size: 60"
 Station:
 Customer Name: Louisville Paving and Construction
 Project Name: 25-3452 - Churchill Downs Skye Terrace Improvements



Assembly/Submittal drawing



Production drawing

Job Number:	25-3118	
Part Ref.:	P2	
Product Code:	MH060TS15-48ECC	
Weight:	2204 lb	
Production Date:		
Structure ID:	2301541	
Spec./Type:	Sanitary	Type: SAN.MH Transition
Structure Size:	60"	
Station:		
Customer Name:	Lykins Contracting	
Project Name:	25-3118 - W6 Ph 2-C Force Main Improvements	



Assembly/Submittal drawing



Production drawing

Job Number: 25-2073
 Part Ref.: P1
 Product Code: BC048024-08WLF
 Weight: 8152 lb
 Production Date:
 Structure ID: **BC 4 x 2 (PC 8)**
 Spec./Type: Box Culvert Type: Box Culvert (08W/08F/08T) No Haunch
 Structure Size: 48" x 24"
 Station:
 Customer Name: Bowen Engineering Corporation
 Project Name: 25-2073 - Alcoa Outfall



Assembly/Submittal drawing



Production drawing

Job Number:	25-4299	
Part Ref.:	P1	
Product Code:	BX2436-08BVF	
Weight:	3191 lb	
Production Date:		
Structure ID:	E3	
Spec./Type:	MSD	Type: CI DOUBLE
Structure Size:	24" x 36"	
Station:		
Customer Name:	Dan Cristiani Excavating Co. Inc.	
Project Name:	25-4299 - Seneca High School	



Assembly/Submittal drawing



Production drawing

Job Number:	25-4299	
Part Ref.:	P1	
Product Code:	BX2424-08BAVF	
Weight:	2523 lb	
Production Date:		
Structure ID:	E2	
Spec./Type:	MSD	Type: CB SINGLE
Structure Size:	24" x 24"	
Station:		
Customer Name:	Dan Cristiani Excavating Co. Inc.	
Project Name:	25-4299 - Seneca High School	



Assembly/Submittal drawing



Production drawing

Job Number: 25-4733
 Part Ref.: P1
 Product Code: BX2436-08BVF
 Weight: 4838 lb
 Production Date:
 Structure ID: **CI-D2**
 Spec./Type: Storm
 Structure Size: 24" x 36"
 Station:
 Customer Name: Core & Main LP (Lou)
 Project Name: 25-4733 - The Paddock

Type: BX 8inW, 8inF



Assembly/Submittal drawing



Production drawing

Job Number: 25-4733
 Part Ref.: P1
 Product Code: BX3636-08BAVF
 Weight: 5349 lb
 Production Date:
 Structure ID: **OCS-B1**
 Spec./Type: Storm
 Structure Size: 36" x 36"
 Station:
 Customer Name: Core & Main LP (Lou)
 Project Name: 25-4733 - The Paddock

Type: Outlet Control Structure



Assembly/Submittal drawing



Production drawing

Job Number: 26-2008
 Part Ref.: P1
 Product Code: BX28640606-VH
 Weight: 4433 lb
 Production Date:
 Structure ID: **QL1 ST-DCB**
 Spec./Type: Storm
 Structure Size: 28" x 64"
 Station:
 Customer Name: Chastain Excavating
 Project Name: 26-2008 - EVWR South Yard

Type: BX 6inW, 6inF



Assembly/Submittal drawing



Production drawing

Job Number: 26-2098
 Part Ref.: P1
 Product Code: BX7296-06W06-VF
 Weight: 11376 lb
 Production Date:
 Structure ID: **QL1**
 Spec./Type: Vaults
 Structure Size: 72" x 96"
 Station:
 Customer Name: Core & Main LP
 Project Name: 26-2098 Gladeville Vault

Type: Meter Vault 6inW, 6inF



Assembly/Submittal drawing



Production drawing

Job Number: 26-2098
 Part Ref.: P2
 Product Code: BX7296-06W06T-VF-MT
 Weight: 8990 lb
 Production Date:
 Structure ID: **QL1**
 Spec./Type: Vaults
 Structure Size: 72" x 96"
 Station:
 Customer Name: Core & Main LP
 Project Name: 26-2098 Gladeville Vault

Type: Meter Vault 6inW, 6inF



Assembly/Submittal drawing



Production drawing

Job Number:	25-2511B	
Part Ref.:	P1	
Product Code:	BX28640606-VH	
Weight:	5521 lb	
Production Date:		
Structure ID:	AD	
Spec./Type:	Storm	Type: BX 6inW, 6inF
Structure Size:	28" x 64"	
Station:		
Customer Name:	Byard Construction, LLC	
Project Name:	25-2511B - Blue Sky Sec 1 (Storm)	



Assembly/Submittal drawing



Production drawing

Job Number:	25-2952	
Part Ref.:	P2	
Product Code:	BX1818-06RVF	
Weight:	580 lb	
Production Date:		
Structure ID:	140	
Spec./Type:	MSD	Type: Yard Drain
Structure Size:	18" x 18"	
Station:		
Customer Name:	Louisville Paving and Construction	
Project Name:	25-2952 - KYTC Jefferson Co Call 106 (251315)	



Assembly/Submittal drawing



Production drawing

Job Number: 25-4733
 Part Ref.: P1
 Product Code: BX2436-08BA42
 Weight: 5547 lb
 Production Date:
 Structure ID: **CI-A5**
 Spec./Type: Storm
 Structure Size: 24" x 36"
 Station:
 Customer Name: Core & Main LP (Lou)
 Project Name: 25-4733 - The Paddock

Type: BX 8inW, 8inF




Assembly/Submittal drawing



Production drawing

Job Number: 25-4733
 Part Ref.: P1
 Product Code: BX2436-08BVF
 Weight: 6050 lb
 Production Date:
 Structure ID: **CI-A4**
 Spec./Type: Storm
 Structure Size: 24" x 36"
 Station:
 Customer Name: Core & Main LP (Lou)
 Project Name: 25-4733 - The Paddock

Type: BX 8inW, 8inF



Assembly/Submittal drawing




Production drawing

Job Number: 25-3241
 Part Ref.: P1
 Product Code: HWCUSTOM
 Weight: 7063 lb
 Production Date:
 Structure ID: **ICAST LI9 (2)**
 Spec./Type: HEADWALLS Type: HW SLOPED & MITERED
 Structure Size: 15"
 Station:
 Customer Name: Edmonson Plumbing & Heating Supply
 Project Name: 25-3241 - Buck Hills Subdivision



Assembly/Submittal drawing



Production drawing

Job Number: 25-3241
 Part Ref.: P1
 Product Code: HWCUSTOM
 Weight: 7063 lb
 Production Date:
 Structure ID: **ICAST LI9 (1)**
 Spec./Type: HEADWALLS Type: HW SLOPED & MITERED
 Structure Size: 15"
 Station:
 Customer Name: Edmonson Plumbing & Heating Supply
 Project Name: 25-3241 - Buck Hills Subdivision



Assembly/Submittal drawing



Production drawing

Job Number: 25-4733
 Part Ref.: P3
 Product Code: BX036036-06LD08S
 Weight: 1023 lb
 Production Date:
 Structure ID: **OCS-B1**
 Spec./Type: Storm
 Structure Size: 36" x 36"
 Station:
 Customer Name: Core & Main LP (Lou)
 Project Name: 25-4733 - The Paddock

Type: Outlet Control Structure



Assembly/Submittal drawing



Production drawing

Job Number: 26-2008
 Part Ref.: P2
 Product Code: BX028064-06LD06-24x24
 Weight: 1241 lb
 Production Date:
 Structure ID: **QL1 ST-DCB**
 Spec./Type: Storm
 Structure Size: 28" x 64"
 Station:
 Customer Name: Chastain Excavating
 Project Name: 26-2008 - EVWR South Yard

Type: BX 6inW, 6inF