

Job Name: 25-4731 - Mantra Journey Dispensary  
 Job Location: Bardstown, KY 40004  
 Contractor: Hale Contracting

Plant: 100

5/15/2026 12:11:24 PM

Tech: Jared - A

PC: T. Ryan



**Structure ID: ST-3 (4)**

**P1 MH048BAVF**

**MH BASE Custom Ht F/n**

- P3) 18" x 36" - CASTING HEIGHT - 5.5"
- P2) 48" - MH FLAT TOP w/18"x36" Hole F/F - 7"
- P1) 48" - MH BASE Custom Ht F/n - 27"
- 1) CASTING - HOE 580-LV F/G
- 1) 48" - Conseal CS-102 1.00"
- 1) 18" x 36" - Conseal CS-102 1.00"
- 1) Hole - 16

- 0 lb
- 1171 lb
- 3131 lb
- 514 lb
- 0 lb
- 0 lb
- 0 lb
- 0 lb

Structure Total: 4816 lb

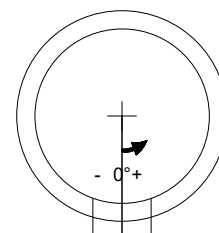
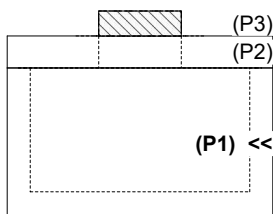
- Structure Notes:**
1. PER ASTM C-478 SPECIFICATIONS
  2. CONCRETE: 4,000 PSI AT 28 DAYS
  3. REINFORCEMENT: PER ASTM A615
  4. NO STORM INVERT
  5. NO STEPS
  6. HOE 580-LV FRAME & L-VANE GRATES SUPPLIED BY ICAST

Rim: 696.5' Rim to Invert: 3.36' Slack: 0.82' Sump: 0' Step Position:

Position	Elev	Angle	Ext. (cw)	Pipe	Pipe OD	Connector	Hole	Horz Size	Up ( )	Offset
Invert 1	693.14'	0°	0"	12" HDPE	14.5"	Hole 16	16"	16.312"	-1.25"	0"
Invert 2										
Invert 3										
Invert 4										
Invert 5										
Invert 6										
Invert 7										
Invert 8										

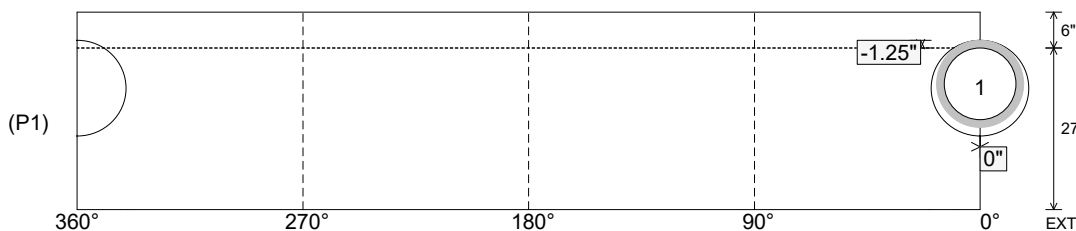
RIGHT-SIDE UP VIEW (int. dimensions)

UPSIDE-DOWN VIEW (int. dimenions)



Invert: 1  
 Degree: 0°  
 Horz: 0"  
 Hole: 16"  
 Up( ): -1.25"

INSIDE WALL DIMENSIONS



Coating (Int):  
 Coating (Ext):

Seam Up: Flat  
 Seam Dn: n/a

Wall Thickness: 5"  
 Floor Height: 6"

Height (Int): 27"  
 Height (Ext): 33"

Weight (Net): 3131 lb  
 Volume (Net): 0.8cu.yd