



Assembly/Submittal drawing



Production drawing

Job Number:	26-2037	
Part Ref.:	P2	
Product Code:	MH120RS96	
Weight:	34322 lb	
Production Date:		
Structure ID:	30-CS-10	
Spec./Type:	Storm-Pipe Centered	Type: STM.MH
Structure Size:	120"	
Station:		
Customer Name:	Contech Engineering Solutions	
Project Name:	26-2037 830068 Marketplace	



Assembly/Submittal drawing



Production drawing

Job Number: 25-4733
 Part Ref.: P1
 Product Code: MH048BA30
 Weight: 3330 lb
 Production Date:
 Structure ID: **SSWR-2**
 Spec./Type: Sanitary
 Structure Size: 48"
 Station:
 Customer Name: Core & Main LP (Lou)
 Project Name: 25-4733 - The Paddock

Type: SAN.MH



Assembly/Submittal drawing



Production drawing

Job Number: 25-4733
 Part Ref.: P1
 Product Code: MH048BA18
 Weight: 2501 lb
 Production Date:
 Structure ID: **SSWR-1**
 Spec./Type: Sanitary
 Structure Size: 48"
 Station:
 Customer Name: Core & Main LP (Lou)
 Project Name: 25-4733 - The Paddock

Type: SAN.MH



Assembly/Submittal drawing



Production drawing

Job Number:	25-2511B	
Part Ref.:	P1	
Product Code:	MH048BAVF	
Weight:	3546 lb	
Production Date:		
Structure ID:	R	
Spec./Type:	Storm	Type: STM.MH
Structure Size:	48"	
Station:		
Customer Name:	Byard Construction, LLC	
Project Name:	25-2511B - Blue Sky Sec 1 (Storm)	



Assembly/Submittal drawing



Production drawing

Job Number:	25-4731	
Part Ref.:	P1	
Product Code:	MH048BAVF	
Weight:	3131 lb	
Production Date:		
Structure ID:	ST-3 (4)	
Spec./Type:	Storm	Type: STM.MH (Recessed pipe)
Structure Size:	48"	
Station:		
Customer Name:	Hale Contracting	
Project Name:	25-4731 - Mantra Journey Dispensary	



Assembly/Submittal drawing



Production drawing

Job Number:	25-4731	
Part Ref.:	P1	
Product Code:	MH048BAVF	
Weight:	2613 lb	
Production Date:		
Structure ID:	ST-2 (3)	
Spec./Type:	Storm	Type: STM.MH (Recessed pipe)
Structure Size:	48"	
Station:		
Customer Name:	Hale Contracting	
Project Name:	25-4731 - Mantra Journey Dispensary	



Assembly/Submittal drawing



Production drawing

Job Number:	25-4731	
Part Ref.:	P1	
Product Code:	MH048BAVF	
Weight:	2789 lb	
Production Date:		
Structure ID:	ST-1 (2)	
Spec./Type:	Storm	Type: STM.MH (Recessed pipe)
Structure Size:	48"	
Station:		
Customer Name:	Hale Contracting	
Project Name:	25-4731 - Mantra Journey Dispensary	



Assembly/Submittal drawing



Production drawing

Job Number:	25-1675	
Part Ref.:	P1	
Product Code:	MH048BAVF	
Weight:	3011 lb	
Production Date:		
Structure ID:	16	
Spec./Type:	Storm	Type: STM.MH (Recessed pipe)
Structure Size:	48"	
Station:		
Customer Name:	Rising Sun Development Company	
Project Name:	25-1675 - Campbellsville Middle School Ph 2	



Assembly/Submittal drawing



Production drawing

Job Number: 25-1675
 Part Ref.: P1
 Product Code: MH048BA42
 Weight: 3900 lb
 Production Date:
 Structure ID: **15**
 Spec./Type: Storm Type: STM.MH
 Structure Size: 48"
 Station:
 Customer Name: Rising Sun Development Company
 Project Name: 25-1675 - Campbellsville Middle School Ph 2



Assembly/Submittal drawing




Production drawing

Job Number:	25-3118	
Part Ref.:	P3	
Product Code:	MH048CCN36	
Weight:	2252 lb	
Production Date:		
Structure ID:	2280821	
Spec./Type:	Sanitary	Type: SAN.MH
Structure Size:	48"	
Station:		
Customer Name:	Lykins Contracting	
Project Name:	25-3118 - W6 Ph 2-C Force Main Improvements	



Assembly/Submittal drawing



Production drawing

Job Number:	25-2952	
Part Ref.:	P1	
Product Code:	MH048BAVF	
Weight:	4024 lb	
Production Date:		
Structure ID:	123	
Spec./Type:	KYTC	Type: MH A
Structure Size:	48"	
Station:		
Customer Name:	Louisville Paving and Construction	
Project Name:	25-2952 - KYTC Jefferson Co Call 106 (251315)	



Assembly/Submittal drawing




Production drawing

Job Number: 25-3452
 Part Ref.: P2
 Product Code: MH048LD12S
 Weight: 1629 lb
 Production Date:
 Structure ID: **S204**
 Spec./Type: Storm Type: STM.MH (Recessed pipe)
 Structure Size: 48"
 Station:
 Customer Name: Louisville Paving and Construction
 Project Name: 25-3452 - Churchill Downs Skye Terrace Improvements



Assembly/Submittal drawing



Production drawing

Job Number: 25-3452
 Part Ref.: P1
 Product Code: MH048BAVF
 Weight: 2712 lb
 Production Date:
 Structure ID: **S214**
 Spec./Type: Storm Type: STM.MH (Recessed pipe)
 Structure Size: 48"
 Station:
 Customer Name: Louisville Paving and Construction
 Project Name: 25-3452 - Churchill Downs Skye Terrace Improvements



Assembly/Submittal drawing



Production drawing

Job Number:	25-1431	
Part Ref.:	P1	
Product Code:	MH048BA18	
Weight:	2556 lb	
Production Date:		
Structure ID:	SSMH-269	
Spec./Type:	Sanitary	Type: SAN.MH
Structure Size:	48"	
Station:		
Customer Name:	Winwater Hartford KY Co.	
Project Name:	25-1431 - Georgetown Commons	



Assembly/Submittal drawing



Production drawing

Job Number: 25-1431
 Part Ref.: P2
 Product Code: MH048RS36S
 Weight: 2515 lb
 Production Date:
 Structure ID: **SSMH-237**
 Spec./Type: Sanitary Type: SAN.MH
 Structure Size: 48"
 Station:
 Customer Name: Winwater Hartford KY Co.
 Project Name: 25-1431 - Georgetown Commons



Assembly/Submittal drawing



Production drawing

Job Number:	25-1431	
Part Ref.:	P3	
Product Code:	MH048CN42-S	
Weight:	3000 lb	
Production Date:		
Structure ID:	SSMH-197	
Spec./Type:	Sanitary	Type: SAN.MH
Structure Size:	48"	
Station:		
Customer Name:	Winwater Hartford KY Co.	
Project Name:	25-1431 - Georgetown Commons	



Assembly/Submittal drawing



Production drawing

Job Number:	25-1431	
Part Ref.:	P3	
Product Code:	MH048CN30-S	
Weight:	2050 lb	
Production Date:		
Structure ID:	SSMH-195	
Spec./Type:	Sanitary	Type: SAN.MH
Structure Size:	48"	
Station:		
Customer Name:	Winwater Hartford KY Co.	
Project Name:	25-1431 - Georgetown Commons	



Assembly/Submittal drawing



Production drawing

Job Number: 25-4279
 Part Ref.: P1
 Product Code: MH060BA54CDARED
 Weight: 8259 lb
 Production Date:
 Structure ID: **VV**
 Spec./Type: Vaults-Xypex Type: Valve Vault w/ConBlock-CDA Red
 Structure Size: 60"
 Station:
 Customer Name: CITCO Water
 Project Name: 25-4279 - KYTC Christian Co (251031)



Assembly/Submittal drawing



Production drawing

Job Number: 25-3452
 Part Ref.: P3
 Product Code: MH060LD13-32SQ
 Weight: 2369 lb
 Production Date:
 Structure ID: **S211**
 Spec./Type: Storm Type: STM.MH (Recessed pipe)
 Structure Size: 60"
 Station:
 Customer Name: Louisville Paving and Construction
 Project Name: 25-3452 - Churchill Downs Skye Terrace Improvements



Assembly/Submittal drawing




Production drawing

Job Number:	25-3118	
Part Ref.:	P1	
Product Code:	MH060BA72	
Weight:	8895 lb	
Production Date:		
Structure ID:	2301531	
Spec./Type:	Sanitary	Type: SAN.MH Transition
Structure Size:	60"	
Station:		
Customer Name:	Lykins Contracting	
Project Name:	25-3118 - W6 Ph 2-C Force Main Improvements	



Assembly/Submittal drawing



Production drawing

Job Number:	25-3118	
Part Ref.:	P2	
Product Code:	MH060RSVF-D	
Weight:	3967 lb	
Production Date:		
Structure ID:	2301538	
Spec./Type:	Sanitary	Type: SAN.MH Transition w/Ext. Drop
Structure Size:	60"	
Station:		
Customer Name:	Lykins Contracting	
Project Name:	25-3118 - W6 Ph 2-C Force Main Improvements	



Assembly/Submittal drawing



Production drawing

Job Number:	26-2037	
Part Ref.:	P2	
Product Code:	MH096RSVF	
Weight:	19728 lb	
Production Date:		
Structure ID:	20-CS-8	
Spec./Type:	Storm-Pipe Centered	Type: STM.MH
Structure Size:	96"	
Station:		
Customer Name:	Contech Engineering Solutions	
Project Name:	26-2037 830068 Marketplace	



Assembly/Submittal drawing



Production drawing

Job Number: 25-2073
 Part Ref.: P1
 Product Code: BC048024-08WLF
 Weight: 6734 lb
 Production Date:
 Structure ID: **BC 4 x 2 (PC 2)**
 Spec./Type: Box Culvert Type: Box Culvert (08W/08F/08T) No Haunch
 Structure Size: 48" x 24"
 Station:
 Customer Name: Bowen Engineering Corporation
 Project Name: 25-2073 - Alcoa Outfall



Assembly/Submittal drawing



Production drawing

Job Number:	25-2511B	
Part Ref.:	P1	
Product Code:	BX3648-08BAVF	
Weight:	6028 lb	
Production Date:		
Structure ID:	Q	
Spec./Type:	Storm	Type: BX 8inW, 8inF
Structure Size:	36" x 48"	
Station:		
Customer Name:	Byard Construction, LLC	
Project Name:	25-2511B - Blue Sky Sec 1 (Storm)	



Assembly/Submittal drawing



Production drawing

Job Number: 25-2511B
 Part Ref.: P1
 Product Code: BX28108-06W06F-BAVF
 Weight: 7624 lb
 Production Date:
 Structure ID: **B**
 Spec./Type: Storm Type: BX 6inW, 6inF
 Structure Size: 28" x 108"
 Station:
 Customer Name: Byard Construction, LLC
 Project Name: 25-2511B - Blue Sky Sec 1 (Storm)



Assembly/Submittal drawing



Production drawing

Job Number:	25-2511B	
Part Ref.:	P1	
Product Code:	BX2828-06BA36	
Weight:	3043 lb	
Production Date:		
Structure ID:	A	
Spec./Type:	Storm	Type: BX 6inW, 6inF
Structure Size:	28" x 28"	
Station:		
Customer Name:	Byard Construction, LLC	
Project Name:	25-2511B - Blue Sky Sec 1 (Storm)	



Assembly/Submittal drawing



Production drawing

Job Number: 24-3511
 Part Ref.: P2
 Product Code: BX2864-06R48
 Weight: 5020 lb
 Production Date:
 Structure ID: **CB11 - add 48in HT Riser**
 Spec./Type: Storm Type: BX 6inW, 6inF
 Structure Size: 28" x 64"
 Station:
 Customer Name: Covenant Constructors, LLC
 Project Name: 24-3511 Coles Ferry Section 18 & 19



Assembly/Submittal drawing



Production drawing

Job Number:	25-2952	
Part Ref.:	P1	
Product Code:	BX1818-06BA24	
Weight:	1512 lb	
Production Date:		
Structure ID:	119	
Spec./Type:	MSD	Type: Yard Drain
Structure Size:	18" x 18"	
Station:		
Customer Name:	Louisville Paving and Construction	
Project Name:	25-2952 - KYTC Jefferson Co Call 106 (251315)	



Assembly/Submittal drawing



Production drawing

Job Number:	25-2952	
Part Ref.:	P1	
Product Code:	BX24300808VF	
Weight:	4579 lb	
Production Date:		
Structure ID:	80	
Spec./Type:	KYTC	Type: DBI TYPE 13G
Structure Size:	24" x 30"	
Station:		
Customer Name:	Louisville Paving and Construction	
Project Name:	25-2952 - KYTC Jefferson Co Call 106 (251315)	



Assembly/Submittal drawing



Production drawing

Job Number:	25-3600	
Part Ref.:	P1	
Product Code:	BX2424-08BAVF	
Weight:	3120 lb	
Production Date:		
Structure ID:	DB2	
Spec./Type:	KYTC	Type: DBI TYPE 15
Structure Size:	24" x 24"	
Station:		
Customer Name:	Ainsworth Land Development, LLC	
Project Name:	25-3600 Signet FCU	



Assembly/Submittal drawing



Production drawing

Job Number:	25-3600	
Part Ref.:	P1	
Product Code:	BX2424-08BAVF	
Weight:	2782 lb	
Production Date:		
Structure ID:	DB1	
Spec./Type:	KYTC	Type: DBI TYPE 15
Structure Size:	24" x 24"	
Station:		
Customer Name:	Ainsworth Land Development, LLC	
Project Name:	25-3600 Signet FCU	



Assembly/Submittal drawing



Production drawing

Job Number: 26-2210
 Part Ref.: P1
 Product Code: BX072144-06W06F-VF
 Weight: 21524 lb
 Production Date:
 Structure ID: **20-KFPD0612**
 Spec./Type: Storm-Pipe Centered Type: BX 6inW, 6inF
 Structure Size: 72" x 144"
 Station:
 Customer Name: Contech Engineering Solutions
 Project Name: 26-2210 830197 TSSAA Headquarters



Assembly/Submittal drawing



Production drawing

Job Number: 25-4733
 Part Ref.: P1
 Product Code: MH048BA24
 Weight: 2863 lb
 Production Date:
 Structure ID: **SSWR-3**
 Spec./Type: Sanitary
 Structure Size: 48"
 Station:
 Customer Name: Core & Main LP (Lou)
 Project Name: 25-4733 - The Paddock

Type: SAN.MH



Assembly/Submittal drawing



Production drawing

Job Number:	26-1210	
Part Ref.:	P1	
Product Code:	MH048BA30	
Weight:	3282 lb	
Production Date:		
Structure ID:	BMH1-12 SS-MHDH	
Spec./Type:	Sanitary	Type: SAN.MH
Structure Size:	48"	
Station:		
Customer Name:	Scott & Ritter, Inc.	
Project Name:	26-1210 Sacramento Gravity Sewer	



Assembly/Submittal drawing



Production drawing

Job Number:	26-1210	
Part Ref.:	P1	
Product Code:	MH048BA24	
Weight:	2863 lb	
Production Date:		
Structure ID:	DMH1-28 SS-MHDH	
Spec./Type:	Sanitary	Type: SAN.MH
Structure Size:	48"	
Station:		
Customer Name:	Scott & Ritter, Inc.	
Project Name:	26-1210 Sacramento Gravity Sewer	



Assembly/Submittal drawing



Production drawing

Job Number:	25-2511B	
Part Ref.:	P1	
Product Code:	HWAW18F	
Weight:	1334 lb	
Production Date:		
Structure ID:	C	
Spec./Type:	HEADWALLS	Type: HW AW
Structure Size:	18"	
Station:		
Customer Name:	Byard Construction, LLC	
Project Name:	25-2511B - Blue Sky Sec 1 (Storm)	



Assembly/Submittal drawing



Production drawing

Job Number: 24-3511
Part Ref.: P2
Product Code: BX2896-06RVF
Weight: 6559 lb
Production Date:
Structure ID: **CB13 - add 48in HT Riser**
Spec./Type: Storm Type: BX 6inW, 6inF
Structure Size: 28" x 96"
Station:
Customer Name: Covenant Constructors, LLC
Project Name: 24-3511 Coles Ferry Section 18 & 19



Assembly/Submittal drawing



Production drawing

Job Number:	25-3600	
Part Ref.:	P2	
Product Code:	BXLD2424FL-24	
Weight:	770 lb	
Production Date:		
Structure ID:	JB1	
Spec./Type:	KYTC	Type: Junction Box B1
Structure Size:	24" x 24"	
Station:		
Customer Name:	Ainsworth Land Development, LLC	
Project Name:	25-3600 Signet FCU	



Assembly/Submittal drawing



Production drawing

Job Number:	25-3600	
Part Ref.:	P2	
Product Code:	BX024024-08LD08-14	
Weight:	770 lb	
Production Date:		
Structure ID:	DB4	
Spec./Type:	KYTC	Type: DBI TYPE 15
Structure Size:	24" x 24"	
Station:		
Customer Name:	Ainsworth Land Development, LLC	
Project Name:	25-3600 Signet FCU	



Assembly/Submittal drawing



Production drawing

Job Number: 25-3600
 Part Ref.: P2
 Product Code: BX024024-08LD08-14
 Weight: 770 lb
 Production Date:
 Structure ID: **DB3**
 Spec./Type: KYTC Type: DBI TYPE 15
 Structure Size: 24" x 24"
 Station:
 Customer Name: Ainsworth Land Development, LLC
 Project Name: 25-3600 Signet FCU



Assembly/Submittal drawing



Production drawing

Job Number:	26-1618	
Part Ref.:	P2	
Product Code:	CVR	
Weight:	8802 lb	
Production Date:		
Structure ID:	2-61618 1	
Spec./Type:	Storm-Pipe Centered	Type: BX 6inW, 6inF
Structure Size:	50" x 252"	
Station:		
Customer Name:	Endesol, Inc.	
Project Name:	26-1618 - 4-23 691254775	



Assembly/Submittal drawing



Production drawing

Job Number: 24-4171
 Part Ref.: P2
 Product Code: BX4884-06LD08-SP
 Weight: 2417 lb
 Production Date:
 Structure ID: **METER VAULT - 6**
 Spec./Type: Vaults Type: Meter Vault 6inW, 6inF
 Structure Size: 48" x 84"
 Station:
 Customer Name: Frederick and May Construction
 Project Name: 24-4171 - McKinney Water District Contract 1B Phase 2



Assembly/Submittal drawing



Production drawing

Job Number: 24-4171
 Part Ref.: P2
 Product Code: BX4884-06LD08-SP
 Weight: 2417 lb
 Production Date:
 Structure ID: **METER VAULT - 7**
 Spec./Type: Vaults Type: Meter Vault 6inW, 6inF
 Structure Size: 48" x 84"
 Station:
 Customer Name: Frederick and May Construction
 Project Name: 24-4171 - McKinney Water District Contract 1B Phase 2