

Job Name: 26-2274 900555 Little Caesar Pizza Harrisonville  
 Job Location: Harrisonville, MO  
 Contractor: Contech Engineering Solutions

Plant: Beaver Dam

Tech: S. Felletter

5/8/2026 10:35:05 AM

PC: C. Goff



**Structure ID: 10-CS-4**

**P1 MH048BA36**

**MH BASE T/n**

- P4) 24" x 24" - CASTING HEIGHT - 4"
- P3) 48" - MH FLAT TOP w/24"x24" Hole F/G - 12"
- P2) 48" - MH RISER Custom Ht T/G - 59"
- P1) 48" - MH BASE T/n - 36"
- 1) ASSEMBLY REQUIRED
- 1) CVSTENCILING
- 2) 48" - Conseal CS-102 1.00"
- 1) 24" x 24" - Conseal CS-102 1.00"
- 1) Hole - 24"

0 lb  
 1500 lb  
 3924 lb  
 3845 lb  
 0 lb  
 0 lb  
 0 lb  
 0 lb  
 0 lb  
 0 lb  
 -----  
 Structure Total: 9270 lb

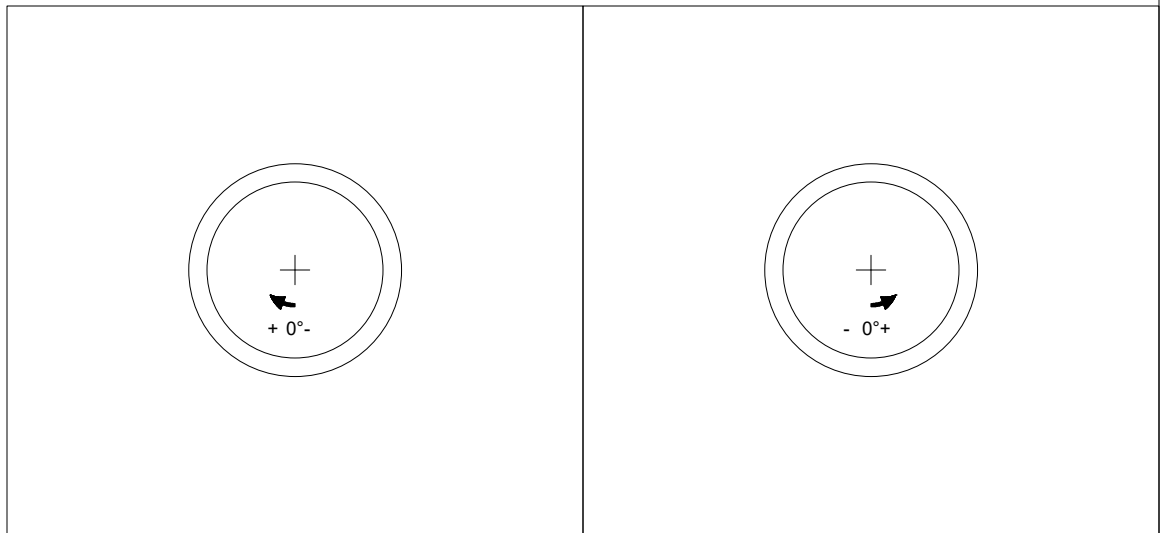
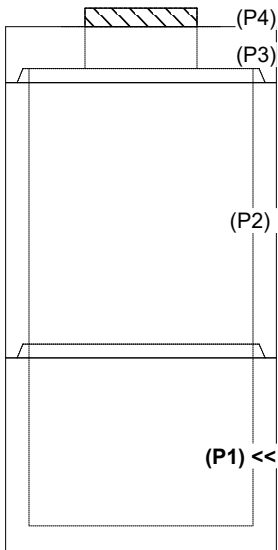
**Structure Notes:**  
 4" CASTING BY OTHERS  
  
 LIFTING ANCHORS TO BE INSTALLED  
 ON THE OUTSIDE OF THE STRUCTURE  
  
 ICAST TO INSTALL THE INTERNALS  
  
 CONTECH'S LOGO AS WELL AS THE  
 INLET AND OUTLET MUST BE  
 STENCILED ONTO THE STRUCTURE  
  
 BASE AND RISER TO BE MECHANICALLY  
 ATTACHED PRIOR TO INSTALL OF INTERNALS

Rim: 943.81' Rim to Invert: 5.31' Slack: 0.72" Sump: 48" Step Position:

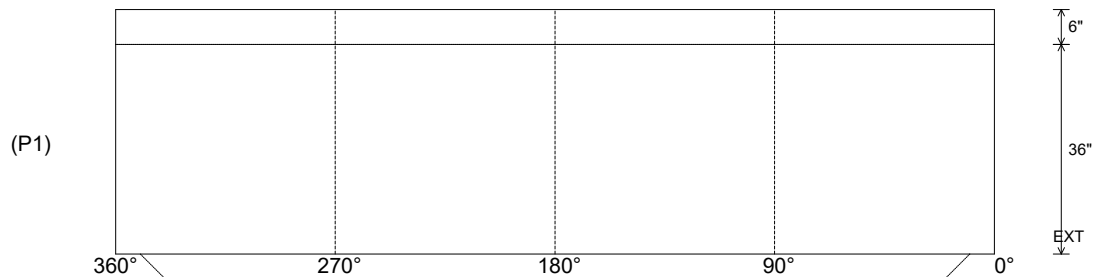
Position	Elev	Angle	Ext. (cw)	Pipe	Pipe OD	Connector	Hole	Horz Size	Up ( )	Offset
Invert 1										
Invert 2										
Invert 3										
Invert 4										
Invert 5										
Invert 6										
Invert 7										
Invert 8										

RIGHT-SIDE UP VIEW (int. dimensions)

UPSIDE-DOWN VIEW (int. dimenions)



INSIDE WALL DIMENSIONS



Coating (Int):  
 Coating (Ext):

Seam Up: Tongue  
 Seam Dn: n/a

Wall Thickness: 5"  
 Floor Height: 6"

Height (Int): 36"  
 Height (Ext): 42"

Weight (Net): 3845 lb  
 Volume (Net): 0.98cu.yd