

Job Name: 25-3452 - Churchill Downs Skye Terrace Improvements  
 Job Location: Louisville, KY 40208  
 Contractor: Louisville Paving and Construction

Plant: 100  
 4/30/2026 1:22:35 PM

Tech: Jared - F  
 PC: J. Jarvis



**Structure ID: S304**

**P2 MH060RS42**

**MH RISER T/G**

- P4) 24" - CASTING HEIGHT - 7"
- P3) 60" - MH FLAT TOP w/ 24" ECC Hole F/G - 13"
- P2) 60" - MH RISER T/G - 42"
- P1) 60" - MH BASE Custom Ht T/n - 70"
- 1) CASTING - HOE MC-420 F/C Storm
- 2) 60" - Conseal CS-102 1.00"
- 2) Hole - 44
- 1) Hole - 14
- 10) MH Step ML-10-TDS-NCR - 10"

0 lb  
 2869 lb  
 4384 lb  
 8280 lb  
 340 lb  
 0 lb  
 0 lb  
 0 lb  
 0 lb  
 0 lb  
 Structure Total: 15873 lb

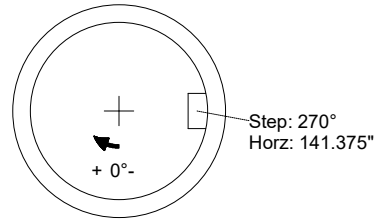
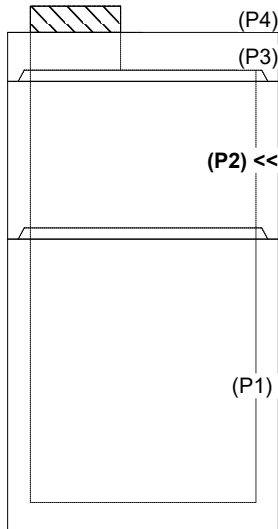
**Structure Notes:**  
 1. PER ASTM C478 SPECIFICATIONS.  
 2. CONCRETE = 4,000 PSI AT 28 DAYS.  
 3. NO INVERT CHANNEL.  
 4. CASTING BY ICAST (HOE MC-420 F/C STORM)

REINFORCING PER ASTM A615 (GRADE 60).  
 - TOP SLAB (As .62) #5 BARS AT 6" C.C.E.W..  
 - RISER/WALLS (As .18)  
 - FLOOR (As .37) #5 BARS AT 10" C.C.E.W.

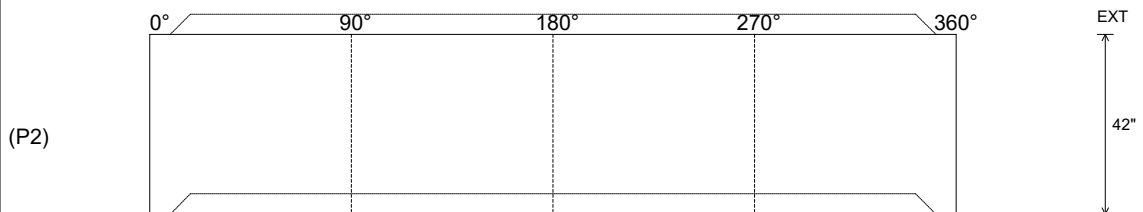
Rim: 455.95' Rim to Invert: 11.07' Slack: 0.84" Sump: 0" Step Position: 270°

Position	Elev	Angle	Ext. (cw)	Pipe	Pipe OD	Connector	Hole	Horz Size	Up (L)	Offset
Invert 1										
Invert 2										
Invert 3										
Invert 4										
Invert 5										
Invert 6										
Invert 7										
Invert 8										

**RIGHT-SIDE UP VIEW (int. dimensions)**



**INSIDE WALL DIMENSIONS**



Coating (Int): Coating (Ext):	Seam Up: Tongue Seam Dn: Groove	Wall Thickness: 6" Floor Height: 0"	Height (Int): 42" Height (Ext): 42"	Weight (Net): 4384 lb Volume (Net): 1.12cu.yd
----------------------------------	------------------------------------	--	--	--