



Assembly/Submittal drawing



Production drawing

Job Number:	26-2087	
Part Ref.:	P2	
Product Code:	MH120RS84	
Weight:	30395 lb	
Production Date:		
Structure ID:	<b>25-CS-10</b>	
Spec./Type:	Storm-Pipe Centered	Type: STM.MH
Structure Size:	120"	
Station:		
Customer Name:	Contech Engineering Solutions	
Project Name:	26-2087 839373 Georgetown Commons	




Assembly/Submittal drawing



Production drawing

Job Number: 26-2087  
 Part Ref.: P4  
 Product Code: MH120LD18SP  
 Weight: 16223 lb  
 Production Date:  
 Structure ID: **25-CS-10**  
 Spec./Type: Storm-Pipe Centered Type: STM.MH  
 Structure Size: 120"  
 Station:  
 Customer Name: Contech Engineering Solutions  
 Project Name: 26-2087 839373 Georgetown Commons




Assembly/Submittal drawing




Production drawing

Job Number:	25-4279	
Part Ref.:	P3	
Product Code:	MH048LD12ECC	
Weight:	1561 lb	
Production Date:		
Structure ID:	<b>77+93 ARV</b>	
Spec./Type:	Sanitary	Type: Air Release MH
Structure Size:	48"	
Station:		
Customer Name:	CITCO Water	
Project Name:	25-4279 - KYTC Christian Co (251031)	




Assembly/Submittal drawing



Production drawing

Job Number:	25-4279	
Part Ref.:	P3	
Product Code:	MH048LD12ECC	
Weight:	1561 lb	
Production Date:		
Structure ID:	<b>77+93 ARV</b>	
Spec./Type:	Sanitary	Type: Air Release MH
Structure Size:	48"	
Station:		
Customer Name:	CITCO Water	
Project Name:	25-4279 - KYTC Christian Co (251031)	



Assembly/Submittal drawing



Production drawing

Job Number:	25-4279	
Part Ref.:	P3	
Product Code:	MH048LD12ECC	
Weight:	1561 lb	
Production Date:		
Structure ID:	<b>77+93 ARV</b>	
Spec./Type:	Sanitary	Type: Air Release MH
Structure Size:	48"	
Station:		
Customer Name:	CITCO Water	
Project Name:	25-4279 - KYTC Christian Co (251031)	



Assembly/Submittal drawing



Production drawing

Job Number:	25-4279	
Part Ref.:	P3	
Product Code:	MH048LD12ECC	
Weight:	1561 lb	
Production Date:		
Structure ID:	<b>77+93 ARV</b>	
Spec./Type:	Sanitary	Type: Air Release MH
Structure Size:	48"	
Station:		
Customer Name:	CITCO Water	
Project Name:	25-4279 - KYTC Christian Co (251031)	



Assembly/Submittal drawing



Production drawing

Job Number: 25-4590  
 Part Ref.: P2  
 Product Code: MH048LD12ECC  
 Weight: 1561 lb  
 Production Date:  
 Structure ID: **202 (3)**  
 Spec./Type: Storm  
 Structure Size: 48"  
 Station:  
 Customer Name: Bowen Engineering Corporation  
 Project Name: 25-4590 Uhlhorn Sewer Repairs

Type: STM.MH



Assembly/Submittal drawing



Production drawing

Job Number: 25-4590  
 Part Ref.: P2  
 Product Code: MH048LD12ECC  
 Weight: 1561 lb  
 Production Date:  
 Structure ID: **203 (4)**  
 Spec./Type: Storm  
 Structure Size: 48"  
 Station:  
 Customer Name: Bowen Engineering Corporation  
 Project Name: 25-4590 Uhlhorn Sewer Repairs

Type: STM.MH



Assembly/Submittal drawing



Production drawing

Job Number: 25-4590  
Part Ref.: P3  
Product Code: MH048RS72CDARED  
Weight: 5030 lb  
Production Date:  
Structure ID: **100 (6)**  
Spec./Type: Sanitary Type: SAN.MH Transition w/ConBlock-CDA Red  
Structure Size: 60"  
Station:  
Customer Name: Bowen Engineering Corporation  
Project Name: 25-4590 Uhlhorn Sewer Repairs




Assembly/Submittal drawing



Production drawing

Job Number: 25-4590  
 Part Ref.: P5  
 Product Code: MH048CN30CDARED  
 Weight: 1961 lb  
 Production Date:  
 Structure ID: **101 (7)**  
 Spec./Type: Sanitary Type: SAN.MH Transition w/ConBlock-CDA Red  
 Structure Size: 60"  
 Station:  
 Customer Name: Bowen Engineering Corporation  
 Project Name: 25-4590 Uhlhorn Sewer Repairs



Assembly/Submittal drawing



Production drawing

Job Number:	25-4590	
Part Ref.:	P1	
Product Code:	MH048BAVF	
Weight:	4431 lb	
Production Date:		
Structure ID:	<b>203 (4)</b>	
Spec./Type:	Storm	Type: STM.MH
Structure Size:	48"	
Station:		
Customer Name:	Bowen Engineering Corporation	
Project Name:	25-4590 Uhlhorn Sewer Repairs	



Assembly/Submittal drawing



Production drawing

Job Number: 26-1228  
 Part Ref.: P2  
 Product Code: MH048LD12ECC  
 Weight: 1561 lb  
 Production Date:  
 Structure ID: **S-5-6 ST-MH**  
 Spec./Type: Storm Type: STM.MH (Recessed pipe)  
 Structure Size: 48"  
 Station:  
 Customer Name: H & W Landworks  
 Project Name: 26-1228 - L&N Federal Credit Union



Assembly/Submittal drawing



Production drawing

Job Number: 26-1228  
Part Ref.: P1  
Product Code: MH048BA36  
Weight: 3627 lb  
Production Date:  
Structure ID: **S-6-7 CB1**  
Spec./Type: MSD Type: CB TYPE 1  
Structure Size: 48"  
Station:  
Customer Name: H & W Landworks  
Project Name: 26-1228 - L&N Federal Credit Union



Assembly/Submittal drawing



Production drawing

Job Number:	26-1210	
Part Ref.:	P2	
Product Code:	MH048RS60	
Weight:	4192 lb	
Production Date:		
Structure ID:	<b>FMH2-41 SS-MH</b>	
Spec./Type:	Sanitary	Type: SAN.MH
Structure Size:	48"	
Station:		
Customer Name:	Scott & Ritter, Inc.	
Project Name:	26-1210 Sacramento Gravity Sewer	



Assembly/Submittal drawing



Production drawing

Job Number:	26-1210	
Part Ref.:	P2	
Product Code:	MH048RS48	
Weight:	3353 lb	
Production Date:		
Structure ID:	<b>DMH9-36 SS-MH</b>	
Spec./Type:	Sanitary	Type: SAN.MH
Structure Size:	48"	
Station:		
Customer Name:	Scott & Ritter, Inc.	
Project Name:	26-1210 Sacramento Gravity Sewer	



Assembly/Submittal drawing



Production drawing

Job Number:	25-1431	
Part Ref.:	P1	
Product Code:	MH048BAVF	
Weight:	3029 lb	
Production Date:		
Structure ID:	<b>SSMH-237</b>	
Spec./Type:	Sanitary	Type: SAN.MH
Structure Size:	48"	
Station:		
Customer Name:	Winwater Hartford KY Co.	
Project Name:	25-1431 - Georgetown Commons	



Assembly/Submittal drawing




Production drawing

Job Number:	25-1431	
Part Ref.:	P1	
Product Code:	MH048BA36	
Weight:	3797 lb	
Production Date:		
Structure ID:	<b>SSMH-41</b>	
Spec./Type:	Sanitary	Type: SAN.MH
Structure Size:	48"	
Station:		
Customer Name:	Winwater Hartford KY Co.	
Project Name:	25-1431 - Georgetown Commons	



Assembly/Submittal drawing



Production drawing

Job Number:	25-1431	
Part Ref.:	P1	
Product Code:	MH048BA36	
Weight:	3814 lb	
Production Date:		
Structure ID:	<b>SSMH-236</b>	
Spec./Type:	Sanitary	Type: SAN.MH
Structure Size:	48"	
Station:		
Customer Name:	Winwater Hartford KY Co.	
Project Name:	25-1431 - Georgetown Commons	



Assembly/Submittal drawing



Production drawing

Job Number:	26-1210	
Part Ref.:	P1	
Product Code:	MH048BA24	
Weight:	2911 lb	
Production Date:		
Structure ID:	<b>FMH2-41 SS-MH</b>	
Spec./Type:	Sanitary	Type: SAN.MH
Structure Size:	48"	
Station:		
Customer Name:	Scott & Ritter, Inc.	
Project Name:	26-1210 Sacramento Gravity Sewer	



Assembly/Submittal drawing



Production drawing

Job Number:	26-1210	
Part Ref.:	P1	
Product Code:	MH048BA24	
Weight:	2938 lb	
Production Date:		
Structure ID:	<b>EMH2-40 SS-MH</b>	
Spec./Type:	Sanitary	Type: SAN.MH
Structure Size:	48"	
Station:		
Customer Name:	Scott & Ritter, Inc.	
Project Name:	26-1210 Sacramento Gravity Sewer	



Assembly/Submittal drawing



Production drawing

Job Number: 26-1210  
 Part Ref.: P1  
 Product Code: MH048BA24  
 Weight: 2938 lb  
 Production Date:  
 Structure ID: **DMH11-38 SS-MH**  
 Spec./Type: Sanitary Type: SAN.MH  
 Structure Size: 48"  
 Station:  
 Customer Name: Scott & Ritter, Inc.  
 Project Name: 26-1210 Sacramento Gravity Sewer



Assembly/Submittal drawing



Production drawing

Job Number:	26-1210	
Part Ref.:	P1	
Product Code:	MH048BA30	
Weight:	3306 lb	
Production Date:		
Structure ID:	<b>DMH10-37 SS-MHD</b>	
Spec./Type:	Sanitary	Type: SAN.MH w/Ext. Drop
Structure Size:	48"	
Station:		
Customer Name:	Scott & Ritter, Inc.	
Project Name:	26-1210 Sacramento Gravity Sewer	



Assembly/Submittal drawing



Production drawing

Job Number:	26-1210	
Part Ref.:	P2	
Product Code:	MH048RS48S-D	
Weight:	3329 lb	
Production Date:		
Structure ID:	<b>DMH10-37 SS-MHD</b>	
Spec./Type:	Sanitary	Type: SAN.MH w/Ext. Drop
Structure Size:	48"	
Station:		
Customer Name:	Scott & Ritter, Inc.	
Project Name:	26-1210 Sacramento Gravity Sewer	



Assembly/Submittal drawing



Production drawing

Job Number: 26-1210  
Part Ref.: P1  
Product Code: MH048BA42  
Weight: 4121 lb  
Production Date:  
Structure ID: **DMH9-36 SS-MH**  
Spec./Type: Sanitary Type: SAN.MH  
Structure Size: 48"  
Station:  
Customer Name: Scott & Ritter, Inc.  
Project Name: 26-1210 Sacramento Gravity Sewer




Assembly/Submittal drawing



Production drawing

Job Number:	26-1210	
Part Ref.:	P1	
Product Code:	MH048BA30	
Weight:	3330 lb	
Production Date:		
Structure ID:	<b>DMH8-35 SS-MH</b>	
Spec./Type:	Sanitary	Type: SAN.MH
Structure Size:	48"	
Station:		
Customer Name:	Scott & Ritter, Inc.	
Project Name:	26-1210 Sacramento Gravity Sewer	



Assembly/Submittal drawing



Production drawing

Job Number:	26-1232	
Part Ref.:	P1	
Product Code:	MH048BA30	
Weight:	3282 lb	
Production Date:		
Structure ID:	<b>SSMH C-2-54 SS-MH</b>	
Spec./Type:	Sanitary	Type: SAN.MH
Structure Size:	48"	
Station:		
Customer Name:	Wood Brothers	
Project Name:	26-1232 - Mustang Village Apartments Ph.1	



Assembly/Submittal drawing




Production drawing

Job Number: 25-3118  
Part Ref.: P2  
Product Code: MH048RSVF-D  
Weight: 5006 lb  
Production Date:  
Structure ID: **2301581**  
Spec./Type: Sanitary Type: SAN.MH w/Ext. Drop  
Structure Size: 48"  
Station:  
Customer Name: Lykins Contracting  
Project Name: 25-3118 - W6 Ph 2-C Force Main Improvements



Assembly/Submittal drawing



Production drawing

Job Number: 25-4590  
 Part Ref.: P1  
 Product Code: MH060BAVFCDA RED  
 Weight: 9162 lb  
 Production Date:  
 Structure ID: **100 (6)**  
 Spec./Type: Sanitary Type: SAN.MH Transition w/ConBlock-CDA Red  
 Structure Size: 60"  
 Station:  
 Customer Name: Bowen Engineering Corporation  
 Project Name: 25-4590 Uhlhorn Sewer Repairs



Assembly/Submittal drawing



Production drawing

Job Number:	26-1487	
Part Ref.:	P3	
Product Code:	MH060LD13	
Weight:	2869 lb	
Production Date:		
Structure ID:	<b>TY 1 DHMH WEST SIDE</b>	
Spec./Type:	Storm	Type: STM.MH (Open Btm)
Structure Size:	60"	
Station:		
Customer Name:	Barton Malow Company	
Project Name:	26-1487 - Ford LAP	



Assembly/Submittal drawing



Production drawing

Job Number: 25-3452  
 Part Ref.: P2  
 Product Code: MH060RS42  
 Weight: 4384 lb  
 Production Date:  
 Structure ID: **S304**  
 Spec./Type: Storm Type: STM.MH (Recessed pipe)  
 Structure Size: 60"  
 Station:  
 Customer Name: Louisville Paving and Construction  
 Project Name: 25-3452 - Churchill Downs Skye Terrace Improvements



Assembly/Submittal drawing



Production drawing

Job Number: 25-3118  
 Part Ref.: P2  
 Product Code: MH060TS15-48ECC  
 Weight: 2204 lb  
 Production Date:  
 Structure ID: **2301529**  
 Spec./Type: Sanitary                      Type: SAN.MH Transition  
 Structure Size: 60"  
 Station:  
 Customer Name: Lykins Contracting  
 Project Name: 25-3118 - W6 Ph 2-C Force Main Improvements



Assembly/Submittal drawing



Production drawing

Job Number:	26-2225	
Part Ref.:	P1	
Product Code:	MH072BAVF	
Weight:	7835 lb	
Production Date:		
Structure ID:	<b>10-CS-6</b>	
Spec./Type:	Storm-Pipe Centered	Type: STM.MH
Structure Size:	72"	
Station:		
Customer Name:	Contech Engineering Solutions	
Project Name:	26-2225 852136 Trace Diecast	



Assembly/Submittal drawing



Production drawing

Job Number:	25-3118	
Part Ref.:	P1	
Product Code:	MH072BAVF	
Weight:	12664 lb	
Production Date:		
Structure ID:	<b>2301561</b>	
Spec./Type:	Sanitary	Type: SAN.MH Transition
Structure Size:	72"	
Station:		
Customer Name:	Lykins Contracting	
Project Name:	25-3118 - W6 Ph 2-C Force Main Improvements	



Assembly/Submittal drawing



Production drawing

Job Number:	25-3118	
Part Ref.:	P2	
Product Code:	MH072TS15-48ECC	
Weight:	3864 lb	
Production Date:		
Structure ID:	<b>2301561</b>	
Spec./Type:	Sanitary	Type: SAN.MH Transition
Structure Size:	72"	
Station:		
Customer Name:	Lykins Contracting	
Project Name:	25-3118 - W6 Ph 2-C Force Main Improvements	



Assembly/Submittal drawing



Production drawing

Job Number:	26-2324	
Part Ref.:	P1	
Product Code:	MH096BAVF	
Weight:	17113 lb	
Production Date:		
Structure ID:	<b>10-CS-8</b>	
Spec./Type:	Storm-Pipe Centered	Type: STM.MH
Structure Size:	96"	
Station:		
Customer Name:	Contech Engineering Solutions	
Project Name:	26-2324 880717 Shepper & Converse Ave	



Assembly/Submittal drawing




Production drawing

Job Number:	26-2324	
Part Ref.:	P4	
Product Code:	MH096LD17SP	
Weight:	10015 lb	
Production Date:		
Structure ID:	<b>10-CS-8</b>	
Spec./Type:	Storm-Pipe Centered	Type: STM.MH
Structure Size:	96"	
Station:		
Customer Name:	Contech Engineering Solutions	
Project Name:	26-2324 880717 Shepper & Converse Ave	



Assembly/Submittal drawing



Production drawing

Job Number:	25-2952	
Part Ref.:	P1	
Product Code:	BX1818-06BA24	
Weight:	1512 lb	
Production Date:		
Structure ID:	<b>122</b>	
Spec./Type:	MSD	Type: Yard Drain
Structure Size:	18" x 18"	
Station:		
Customer Name:	Louisville Paving and Construction	
Project Name:	25-2952 - KYTC Jefferson Co Call 106 (251315)	



Assembly/Submittal drawing



Production drawing

Job Number:	25-4590	
Part Ref.:	P1	
Product Code:	BX2424-08BAVF	
Weight:	3613 lb	
Production Date:		
Structure ID:	<b>200 (10)</b>	
Spec./Type:	Storm	Type: BX 8inW, 8inF
Structure Size:	24" x 24"	
Station:		
Customer Name:	Bowen Engineering Corporation	
Project Name:	25-4590 Uhlhorn Sewer Repairs	



Assembly/Submittal drawing



Production drawing

Job Number: 25-3310  
 Part Ref.: P1  
 Product Code: BX3048-08W08F-BAVF  
 Weight: 6941 lb  
 Production Date:  
 Structure ID: **CB1**  
 Spec./Type: Storm Type: BX 8inW, 8inF  
 Structure Size: 30" x 48"  
 Station:  
 Customer Name: Phillips Brothers  
 Project Name: 25-3310 - Mammoth Cave NP-MACA 12



Assembly/Submittal drawing



Production drawing

Job Number:	25-3310	
Part Ref.:	P1	
Product Code:	BX3030-06VH	
Weight:	4391 lb	
Production Date:		
Structure ID:	<b>IN3A</b>	
Spec./Type:	Storm	Type: BX 6inW, 6inF
Structure Size:	30" x 30"	
Station:		
Customer Name:	Phillips Brothers	
Project Name:	25-3310 - Mammoth Cave NP-MACA 12	



Assembly/Submittal drawing



Production drawing

Job Number: 25-3310  
 Part Ref.: P1  
 Product Code: BX3648-08BAVF  
 Weight: 8110 lb  
 Production Date:  
 Structure ID: **IN8B**  
 Spec./Type: Storm Type: BX 8inW, 8inF  
 Structure Size: 36" x 48"  
 Station:  
 Customer Name: Phillips Brothers  
 Project Name: 25-3310 - Mammoth Cave NP-MACA 12



Assembly/Submittal drawing



Production drawing

Job Number:	26-1077	
Part Ref.:	P1	
Product Code:	BX2436-08BA48	
Weight:	5573 lb	
Production Date:		
Structure ID:	<b>B5</b>	
Spec./Type:	Storm	Type: BX 8inW, 8inF
Structure Size:	24" x 36"	
Station:		
Customer Name:	Cleary Construction, Inc.	
Project Name:	26-1077 - Westside Markets of Greensboro Village	



Assembly/Submittal drawing



Production drawing

Job Number:	26-1077	
Part Ref.:	P1	
Product Code:	BX2436-08BVF	
Weight:	3898 lb	
Production Date:		
Structure ID:	<b>B4</b>	
Spec./Type:	Storm	Type: BX 8inW, 8inF
Structure Size:	24" x 36"	
Station:		
Customer Name:	Cleary Construction, Inc.	
Project Name:	26-1077 - Westside Markets of Greensboro Village	



Assembly/Submittal drawing



Production drawing

Job Number: 26-1232  
 Part Ref.: P1  
 Product Code: BX2424-08BA30  
 Weight: 3549 lb  
 Production Date:  
 Structure ID: **S40-40 ST-DBI**  
 Spec./Type: Storm  
 Structure Size: 24" x 24"  
 Station:  
 Customer Name: Wood Brothers  
 Project Name: 26-1232 - Mustang Village Apartments Ph.1

Type: BX 8inW, 8inF



Assembly/Submittal drawing



Production drawing

Job Number:	26-1210	
Part Ref.:	P1	
Product Code:	MH048BA18	
Weight:	2492 lb	
Production Date:		
Structure ID:	<b>FMH1-42 SS-MH</b>	
Spec./Type:	Sanitary	Type: SAN.MH
Structure Size:	48"	
Station:		
Customer Name:	Scott & Ritter, Inc.	
Project Name:	26-1210 Sacramento Gravity Sewer	



Assembly/Submittal drawing



Production drawing

Job Number:	26-1210	
Part Ref.:	P1	
Product Code:	MH048BA18	
Weight:	2492 lb	
Production Date:		
Structure ID:	<b>DMH4-31 SS-MH</b>	
Spec./Type:	Sanitary	Type: SAN.MH
Structure Size:	48"	
Station:		
Customer Name:	Scott & Ritter, Inc.	
Project Name:	26-1210 Sacramento Gravity Sewer	




Assembly/Submittal drawing



Production drawing

Job Number:	26-1232	
Part Ref.:	P1	
Product Code:	MH048BA24	
Weight:	2863 lb	
Production Date:		
Structure ID:	<b>SSMH D-1-55 SS-MH</b>	
Spec./Type:	Sanitary	Type: SAN.MH
Structure Size:	48"	
Station:		
Customer Name:	Wood Brothers	
Project Name:	26-1232 - Mustang Village Apartments Ph.1	



Assembly/Submittal drawing



Production drawing

Job Number: 26-1790  
 Part Ref.: P1  
 Product Code: BX60120-06W06F-BA54  
 Weight: 15111 lb  
 Production Date:  
 Structure ID: **QL1 OW1000**  
 Spec./Type: Grease Traps Type: GT 1000 GAL.  
 Structure Size: 60" x 120"  
 Station:  
 Customer Name: Infinity Pipeline, Inc.  
 Project Name: 26-1790 1,000 Gal Oil Separator



Assembly/Submittal drawing



Production drawing

Job Number: 25-1137B  
 Part Ref.: P4  
 Product Code: CTS-X  
 Weight: 11079 lb  
 Production Date:  
 Structure ID: **Valve Vault**  
 Spec./Type: Sanitary Type: Valve Vault 8inW, 8inF w/ Xypex (open btm)  
 Structure Size: 108" x 156"  
 Station:  
 Customer Name: Garney Companies, Inc.  
 Project Name: 25-1137B - East Bank Regional Pump Station



Assembly/Submittal drawing



Production drawing

Job Number:	26-1230	
Part Ref.:	P1	
Product Code:	CVBS	
Weight:	4737 lb	
Production Date:		
Structure ID:	<b>4-A</b>	
Spec./Type:	Custom Slabs	Type: Cust. Base Slab (Solid)
Structure Size:	84" x 84"	
Station:		
Customer Name:	Endesol, Inc.	
Project Name:	26-1230 - Wheelwright WWTP & LS Improvements	



Assembly/Submittal drawing



Production drawing

Job Number: 24-4171  
 Part Ref.: P2  
 Product Code: BX4884-06LD08-SP  
 Weight: 2417 lb  
 Production Date:  
 Structure ID: **METER VAULT - 3**  
 Spec./Type: Vaults Type: Meter Vault 6inW, 6inF  
 Structure Size: 48" x 84"  
 Station:  
 Customer Name: Frederick and May Construction  
 Project Name: 24-4171 - McKinney Water District Contract 1B Phase 2



Assembly/Submittal drawing



Production drawing

Job Number: 24-4171  
Part Ref.: P1  
Product Code: BX4884-06BAVF-FLAT  
Weight: 10702 lb  
Production Date:  
Structure ID: **METER VAULT - 4**  
Spec./Type: Vaults Type: Meter Vault 6inW, 6inF  
Structure Size: 48" x 84"  
Station:  
Customer Name: Frederick and May Construction  
Project Name: 24-4171 - McKinney Water District Contract 1B Phase 2



Assembly/Submittal drawing



Production drawing

Job Number: 24-4171  
 Part Ref.: P2  
 Product Code: BX4884-06LD08-SP  
 Weight: 2417 lb  
 Production Date:  
 Structure ID: **METER VAULT - 4**  
 Spec./Type: Vaults Type: Meter Vault 6inW, 6inF  
 Structure Size: 48" x 84"  
 Station:  
 Customer Name: Frederick and May Construction  
 Project Name: 24-4171 - McKinney Water District Contract 1B Phase 2



Assembly/Submittal drawing



Production drawing

Job Number:	26-2242	
Part Ref.:	P2	
Product Code:	BX072144-08LD06S	
Weight:	8190 lb	
Production Date:		
Structure ID:	<b>QL1 GT2000 (2)</b>	
Spec./Type:	Grease Traps	Type: GT 2000 GAL.
Structure Size:	72" x 144"	
Station:		
Customer Name:	Core & Main LP	
Project Name:	26-2242 Metro Center Grease Trap	



Assembly/Submittal drawing



Production drawing

Job Number:	26-1228	
Part Ref.:	P1	
Product Code:	BX2430-08BA36	
Weight:	4448 lb	
Production Date:		
Structure ID:	<b>S-7-8 SCI</b>	
Spec./Type:	MSD	Type: CI SINGLE
Structure Size:	24" x 30"	
Station:		
Customer Name:	H & W Landworks	
Project Name:	26-1228 - L&N Federal Credit Union	



Assembly/Submittal drawing



Production drawing

Job Number: 25-3118  
 Part Ref.: P1  
 Product Code: CFB  
 Weight: 1738 lb  
 Production Date:  
 Structure ID: **ICAST LI88 (1)**  
 Spec./Type: Sanitary Type: Air Release Vault (6"W / Open Bottom)  
 Structure Size: 72" x 84"  
 Station:  
 Customer Name: Lykins Contracting  
 Project Name: 25-3118 - W6 Ph 2-C Force Main Improvements



Assembly/Submittal drawing



Production drawing

Job Number: 25-3118  
 Part Ref.: P1  
 Product Code: CFB  
 Weight: 1738 lb  
 Production Date:  
 Structure ID: **ICAST LI88 (1)**  
 Spec./Type: Sanitary Type: Air Release Vault (6"W / Open Bottom)  
 Structure Size: 72" x 84"  
 Station:  
 Customer Name: Lykins Contracting  
 Project Name: 25-3118 - W6 Ph 2-C Force Main Improvements



Assembly/Submittal drawing



Production drawing

Job Number: 25-3118  
 Part Ref.: P2  
 Product Code: CVR  
 Weight: 8785 lb  
 Production Date:  
 Structure ID: **ICAST LI88 (1)**  
 Spec./Type: Sanitary Type: Air Release Vault (6"W / Open Bottom)  
 Structure Size: 72" x 84"  
 Station:  
 Customer Name: Lykins Contracting  
 Project Name: 25-3118 - W6 Ph 2-C Force Main Improvements



Assembly/Submittal drawing



Production drawing

Job Number: 25-3118  
 Part Ref.: P3  
 Product Code: CTS  
 Weight: 4808 lb  
 Production Date:  
 Structure ID: **ICAST LI88 (1)**  
 Spec./Type: Sanitary Type: Air Release Vault (6"W / Open Bottom)  
 Structure Size: 72" x 84"  
 Station:  
 Customer Name: Lykins Contracting  
 Project Name: 25-3118 - W6 Ph 2-C Force Main Improvements