



Assembly/Submittal drawing



Production drawing

Job Number: 26-1453
 Part Ref.: P5
 Product Code: MH120LD18SCDARED
 Weight: 14959 lb
 Production Date:
 Structure ID: **Wet Well-11-11**
 Spec./Type: Sanitary Type: Wet Well w/ConBlock-CDA Red
 Structure Size: 120"
 Station:
 Customer Name: Cleary Construction, Inc.
 Project Name: 26-1453 Clarksville, TN SPC13A



Assembly/Submittal drawing



Production drawing

Job Number:	26-2037	
Part Ref.:	P1	
Product Code:	MH120BVF	
Weight:	32280 lb	
Production Date:		
Structure ID:	15-CS-10	
Spec./Type:	Storm-Pipe Centered	Type: STM.MH
Structure Size:	120"	
Station:		
Customer Name:	Contech Engineering Solutions	
Project Name:	26-2037 830068 Marketplace	



Assembly/Submittal drawing



Production drawing

Job Number: 25-4733
 Part Ref.: P2
 Product Code: MH048RS36
 Weight: 2515 lb
 Production Date:
 Structure ID: **SSWR-3**
 Spec./Type: Sanitary
 Structure Size: 48"
 Station:
 Customer Name: Core & Main LP (Lou)
 Project Name: 25-4733 - The Paddock

Type: SAN.MH



Assembly/Submittal drawing



Production drawing

Job Number:	25-4731	
Part Ref.:	P2	
Product Code:	MH048LD07	
Weight:	1700 lb	
Production Date:		
Structure ID:	ST-1 (2)	
Spec./Type:	Storm	Type: STM.MH (Recessed pipe)
Structure Size:	48"	
Station:		
Customer Name:	Hale Contracting	
Project Name:	25-4731 - Mantra Journey Dispensary	



Assembly/Submittal drawing



Production drawing

Job Number: 25-4731
 Part Ref.: P2
 Product Code: MH048LD07-18x36RECT
 Weight: 1171 lb
 Production Date:
 Structure ID: **ST-3 (4)**
 Spec./Type: Storm Type: STM.MH (Recessed pipe)
 Structure Size: 48"
 Station:
 Customer Name: Hale Contracting
 Project Name: 25-4731 - Mantra Journey Dispensary




Assembly/Submittal drawing



Production drawing

Job Number:	25-2511B	
Part Ref.:	P1	
Product Code:	MH048BAVF	
Weight:	3156 lb	
Production Date:		
Structure ID:	AF	
Spec./Type:	Storm	Type: STM.MH
Structure Size:	48"	
Station:		
Customer Name:	Byard Construction, LLC	
Project Name:	25-2511B - Blue Sky Sec 1 (Storm)	



Assembly/Submittal drawing



Production drawing

Job Number:	25-2952	
Part Ref.:	P1	
Product Code:	MH048BAVF	
Weight:	2563 lb	
Production Date:		
Structure ID:	120	
Spec./Type:	KYTC	Type: MH A
Structure Size:	48"	
Station:		
Customer Name:	Louisville Paving and Construction	
Project Name:	25-2952 - KYTC Jefferson Co Call 106 (251315)	



Assembly/Submittal drawing



Production drawing

Job Number:	25-4279	
Part Ref.:	P2	
Product Code:	MH048DHVF	
Weight:	2370 lb	
Production Date:		
Structure ID:	90+66 ARV	
Spec./Type:	Sanitary	Type: Air Release MH
Structure Size:	48"	
Station:		
Customer Name:	CITCO Water	
Project Name:	25-4279 - KYTC Christian Co (251031)	



Assembly/Submittal drawing



Production drawing

Job Number:	25-3118	
Part Ref.:	P3	
Product Code:	MH048RS72	
Weight:	5030 lb	
Production Date:		
Structure ID:	2301536	
Spec./Type:	Sanitary	Type: SAN.MH Transition
Structure Size:	60"	
Station:		
Customer Name:	Lykins Contracting	
Project Name:	25-3118 - W6 Ph 2-C Force Main Improvements	



Assembly/Submittal drawing



Production drawing

Job Number: 26-1219
 Part Ref.: P1
 Product Code: MH048BA36CDARED
 Weight: 3749 lb
 Production Date:
 Structure ID: **3-7 SS-MH**
 Spec./Type: Sanitary Type: SAN.MH w/ConBlock-CDA Red
 Structure Size: 48"
 Station:
 Customer Name: Hayes Pipe Supply
 Project Name: 26-1219 - 1662 Pinkerton Road



Assembly/Submittal drawing



Production drawing

Job Number: 26-1219
 Part Ref.: P1
 Product Code: MH048BA30CDARED
 Weight: 3330 lb
 Production Date:
 Structure ID: **2-6 SS-MH**
 Spec./Type: Sanitary Type: SAN.MH w/ConBlock-CDA Red
 Structure Size: 48"
 Station:
 Customer Name: Hayes Pipe Supply
 Project Name: 26-1219 - 1662 Pinkerton Road



Assembly/Submittal drawing



Production drawing

Job Number: 26-1219
 Part Ref.: P1
 Product Code: MH048BA24CDARED
 Weight: 2911 lb
 Production Date:
 Structure ID: **1-5 SS-MH**
 Spec./Type: Sanitary Type: SAN.MH w/ConBlock-CDA Red
 Structure Size: 48"
 Station:
 Customer Name: Hayes Pipe Supply
 Project Name: 26-1219 - 1662 Pinkerton Road



Assembly/Submittal drawing



Production drawing

Job Number: 26-1219
 Part Ref.: P3
 Product Code: MH048CCN36CDARED
 Weight: 2251 lb
 Production Date:
 Structure ID: **1-5 SS-MH**
 Spec./Type: Sanitary Type: SAN.MH w/ConBlock-CDA Red
 Structure Size: 48"
 Station:
 Customer Name: Hayes Pipe Supply
 Project Name: 26-1219 - 1662 Pinkerton Road



Assembly/Submittal drawing



Production drawing

Job Number: 25-3452
Part Ref.: P1
Product Code: MH048BAVF
Weight: 3324 lb
Production Date:
Structure ID: **S203**
Spec./Type: Storm Type: STM.MH (Recessed pipe)
Structure Size: 48"
Station:
Customer Name: Louisville Paving and Construction
Project Name: 25-3452 - Churchill Downs Skye Terrace Improvements



Assembly/Submittal drawing



Production drawing

Job Number: 25-3452
 Part Ref.: P2
 Product Code: MH048LD12S
 Weight: 1629 lb
 Production Date:
 Structure ID: **S203**
 Spec./Type: Storm Type: STM.MH (Recessed pipe)
 Structure Size: 48"
 Station:
 Customer Name: Louisville Paving and Construction
 Project Name: 25-3452 - Churchill Downs Skye Terrace Improvements



Assembly/Submittal drawing



Production drawing

Job Number:	25-1431	
Part Ref.:	P2	
Product Code:	MH048RS36S	
Weight:	2515 lb	
Production Date:		
Structure ID:	SSMH-269	
Spec./Type:	Sanitary	Type: SAN.MH
Structure Size:	48"	
Station:		
Customer Name:	Winwater Hartford KY Co.	
Project Name:	25-1431 - Georgetown Commons	



Assembly/Submittal drawing



Production drawing

Job Number: 25-1431
 Part Ref.: P2
 Product Code: MH048RS72S
 Weight: 5030 lb
 Production Date:
 Structure ID: **SSMH-276**
 Spec./Type: Sanitary Type: SAN.MH
 Structure Size: 48"
 Station:
 Customer Name: Winwater Hartford KY Co.
 Project Name: 25-1431 - Georgetown Commons



Assembly/Submittal drawing



Production drawing

Job Number: 25-1431
 Part Ref.: P2
 Product Code: MH048CN36-S
 Weight: 3000 lb
 Production Date:
 Structure ID: **SSMH-229**
 Spec./Type: Sanitary Type: SAN.MH
 Structure Size: 48"
 Station:
 Customer Name: Winwater Hartford KY Co.
 Project Name: 25-1431 - Georgetown Commons



Assembly/Submittal drawing



Production drawing

Job Number:	25-1431	
Part Ref.:	P2	
Product Code:	MH048CN36-S	
Weight:	3000 lb	
Production Date:		
Structure ID:	SSMH-199	
Spec./Type:	Sanitary	Type: SAN.MH
Structure Size:	48"	
Station:		
Customer Name:	Winwater Hartford KY Co.	
Project Name:	25-1431 - Georgetown Commons	



Assembly/Submittal drawing



Production drawing

Job Number: 25-1431
 Part Ref.: P1
 Product Code: MH048BAEVF
 Weight: 4780 lb
 Production Date:
 Structure ID: **SSMH-285**
 Spec./Type: Sanitary Type: SAN.MH
 Structure Size: 48"
 Station:
 Customer Name: Winwater Hartford KY Co.
 Project Name: 25-1431 - Georgetown Commons



Assembly/Submittal drawing



Production drawing

Job Number: 26-1322B
 Part Ref.: P1
 Product Code: MH048BAVF
 Weight: 3459 lb
 Production Date:
 Structure ID: **230-72 SS-MH**
 Spec./Type: Sanitary Type: SAN.MH
 Structure Size: 48"
 Station:
 Customer Name: Cumberland Pipeline LLC
 Project Name: 26-1322B - KYTC Warren Co Call 104 (261503)



Assembly/Submittal drawing



Production drawing

Job Number: 25-3479
Part Ref.: P1
Product Code: MH048BAEVFCDARED
Weight: 4525 lb
Production Date:
Structure ID: **B-2**
Spec./Type: Sanitary Type: SAN.MH w/ConBlock-CDA Red
Structure Size: 48"
Station:
Customer Name: Cumberland Pipeline LLC
Project Name: 25-3479 - Phase 24 Wastewater System Improvements



Assembly/Submittal drawing




Production drawing

Job Number: 25-4590
 Part Ref.: P2
 Product Code: MH060TS15-48ECC-CDARED
 Weight: 2204 lb
 Production Date:
 Structure ID: **100 (6)**
 Spec./Type: Sanitary Type: SAN.MH Transition w/ConBlock-CDA Red
 Structure Size: 60"
 Station:
 Customer Name: Bowen Engineering Corporation
 Project Name: 25-4590 Uhlhorn Sewer Repairs



Assembly/Submittal drawing



Production drawing

Job Number: 25-3452
 Part Ref.: P3
 Product Code: MH060LD13
 Weight: 2869 lb
 Production Date:
 Structure ID: **S213**
 Spec./Type: Storm Type: STM.MH (Recessed pipe)
 Structure Size: 60"
 Station:
 Customer Name: Louisville Paving and Construction
 Project Name: 25-3452 - Churchill Downs Skye Terrace Improvements



Assembly/Submittal drawing



Production drawing

Job Number:	25-3118	
Part Ref.:	P1	
Product Code:	MH060BAVF	
Weight:	8373 lb	
Production Date:		
Structure ID:	2301535	
Spec./Type:	Sanitary	Type: SAN.MH Transition
Structure Size:	60"	
Station:		
Customer Name:	Lykins Contracting	
Project Name:	25-3118 - W6 Ph 2-C Force Main Improvements	



Assembly/Submittal drawing



Production drawing

Job Number:	25-3118	
Part Ref.:	P1	
Product Code:	MH060BAVF	
Weight:	8800 lb	
Production Date:		
Structure ID:	2301543	
Spec./Type:	Sanitary	Type: SAN.MH Transition
Structure Size:	60"	
Station:		
Customer Name:	Lykins Contracting	
Project Name:	25-3118 - W6 Ph 2-C Force Main Improvements	



Assembly/Submittal drawing



Production drawing

Job Number: 25-3118
Part Ref.: P3
Product Code: MH060R60
Weight: 6235 lb
Production Date:
Structure ID: **2301538**
Spec./Type: Sanitary Type: SAN.MH Transition w/Ext. Drop
Structure Size: 60"
Station:
Customer Name: Lykins Contracting
Project Name: 25-3118 - W6 Ph 2-C Force Main Improvements



Assembly/Submittal drawing



Production drawing

Job Number:	26-2225	
Part Ref.:	P2	
Product Code:	MH072RSVF	
Weight:	7941 lb	
Production Date:		
Structure ID:	10-CS-6	
Spec./Type:	Storm-Pipe Centered	Type: STM.MH
Structure Size:	72"	
Station:		
Customer Name:	Contech Engineering Solutions	
Project Name:	26-2225 852136 Trace Diecast	



Assembly/Submittal drawing



Production drawing

Job Number: 25-4279
 Part Ref.: P3
 Product Code: MH072RS72CDARED
 Weight: 10473 lb
 Production Date:
 Structure ID: **WW**
 Spec./Type: Sanitary Type: Wet Well w/ConBlock-CDA Red
 Structure Size: 72"
 Station:
 Customer Name: CITCO Water
 Project Name: 25-4279 - KYTC Christian Co (251031)



Assembly/Submittal drawing



Production drawing

Job Number: 25-4279
 Part Ref.: P4
 Product Code: MH072LD15SCDARED
 Weight: 3774 lb
 Production Date:
 Structure ID: **WW**
 Spec./Type: Sanitary Type: Wet Well w/ConBlock-CDA Red
 Structure Size: 72"
 Station:
 Customer Name: CITCO Water
 Project Name: 25-4279 - KYTC Christian Co (251031)



Assembly/Submittal drawing



Production drawing

Job Number:	26-2324	
Part Ref.:	P1	
Product Code:	MH096BAVF	
Weight:	17113 lb	
Production Date:		
Structure ID:	15-CS-8	
Spec./Type:	Storm-Pipe Centered	Type: STM.MH
Structure Size:	96"	
Station:		
Customer Name:	Contech Engineering Solutions	
Project Name:	26-2324 880717 Shepper & Converse Ave	



Assembly/Submittal drawing



Production drawing

Job Number: 26-2324
 Part Ref.: P4
 Product Code: MH096LD17SP
 Weight: 10015 lb
 Production Date:
 Structure ID: **15-CS-8**
 Spec./Type: Storm-Pipe Centered Type: STM.MH
 Structure Size: 96"
 Station:
 Customer Name: Contech Engineering Solutions
 Project Name: 26-2324 880717 Shepper & Converse Ave



Assembly/Submittal drawing



Production drawing

Job Number:	26-2037	
Part Ref.:	P3	
Product Code:	MH096RS36	
Weight:	8968 lb	
Production Date:		
Structure ID:	20-CS-8	
Spec./Type:	Storm-Pipe Centered	Type: STM.MH
Structure Size:	96"	
Station:		
Customer Name:	Contech Engineering Solutions	
Project Name:	26-2037 830068 Marketplace	



Assembly/Submittal drawing



Production drawing

Job Number: 25-2073
 Part Ref.: P1
 Product Code: BC048024-08WLF
 Weight: 8152 lb
 Production Date:
 Structure ID: **BC 4 x 2 (PC 4)**
 Spec./Type: Box Culvert Type: Box Culvert (08W/08F/08T) No Haunch
 Structure Size: 48" x 24"
 Station:
 Customer Name: Bowen Engineering Corporation
 Project Name: 25-2073 - Alcoa Outfall




Assembly/Submittal drawing



Production drawing

Job Number:	25-2952	
Part Ref.:	P1	
Product Code:	BX1818-06BA24	
Weight:	1512 lb	
Production Date:		
Structure ID:	124	
Spec./Type:	MSD	Type: Yard Drain
Structure Size:	18" x 18"	
Station:		
Customer Name:	Louisville Paving and Construction	
Project Name:	25-2952 - KYTC Jefferson Co Call 106 (251315)	



Assembly/Submittal drawing



Production drawing

Job Number:	25-2952	
Part Ref.:	P1	
Product Code:	BX24300808VF	
Weight:	4540 lb	
Production Date:		
Structure ID:	81	
Spec./Type:	KYTC	Type: DBI TYPE 13G
Structure Size:	24" x 30"	
Station:		
Customer Name:	Louisville Paving and Construction	
Project Name:	25-2952 - KYTC Jefferson Co Call 106 (251315)	



Assembly/Submittal drawing



Production drawing

Job Number: 25-3310
 Part Ref.: P1
 Product Code: BX3048-08W08F-BAVF
 Weight: 5636 lb
 Production Date:
 Structure ID: **CB20**
 Spec./Type: Storm Type: BX 8inW, 8inF
 Structure Size: 30" x 48"
 Station:
 Customer Name: Phillips Brothers
 Project Name: 25-3310 - Mammoth Cave NP-MACA 12



Assembly/Submittal drawing



Production drawing

Job Number: 25-3310
 Part Ref.: P1
 Product Code: BX3048-08W08F-BAVF
 Weight: 6287 lb
 Production Date:
 Structure ID: **CB19**
 Spec./Type: Storm Type: BX 8inW, 8inF
 Structure Size: 30" x 48"
 Station:
 Customer Name: Phillips Brothers
 Project Name: 25-3310 - Mammoth Cave NP-MACA 12



Assembly/Submittal drawing



Production drawing

Job Number:	25-3600	
Part Ref.:	P1	
Product Code:	BX2424-08BAVF	
Weight:	3997 lb	
Production Date:		
Structure ID:	JB1	
Spec./Type:	KYTC	Type: Junction Box B1
Structure Size:	24" x 24"	
Station:		
Customer Name:	Ainsworth Land Development, LLC	
Project Name:	25-3600 Signet FCU	



Assembly/Submittal drawing



Production drawing

Job Number:	25-3600	
Part Ref.:	P1	
Product Code:	BX2424-08BAVF	
Weight:	3137 lb	
Production Date:		
Structure ID:	DB4	
Spec./Type:	KYTC	Type: DBI TYPE 15
Structure Size:	24" x 24"	
Station:		
Customer Name:	Ainsworth Land Development, LLC	
Project Name:	25-3600 Signet FCU	



Assembly/Submittal drawing



Production drawing

Job Number:	25-4299	
Part Ref.:	P1	
Product Code:	BX2436-08BVF	
Weight:	4328 lb	
Production Date:		
Structure ID:	A21	
Spec./Type:	MSD	Type: CI DOUBLE
Structure Size:	24" x 36"	
Station:		
Customer Name:	Dan Cristiani Excavating Co. Inc.	
Project Name:	25-4299 - Seneca High School	



Assembly/Submittal drawing



Production drawing

Job Number:	25-4299	
Part Ref.:	P1	
Product Code:	BX2436-08BVF	
Weight:	4156 lb	
Production Date:		
Structure ID:	A20	
Spec./Type:	MSD	Type: CI DOUBLE
Structure Size:	24" x 36"	
Station:		
Customer Name:	Dan Cristiani Excavating Co. Inc.	
Project Name:	25-4299 - Seneca High School	



Assembly/Submittal drawing




Production drawing

Job Number:	25-4731	
Part Ref.:	P2	
Product Code:	MH048LD06SP	
Weight:	1004 lb	
Production Date:		
Structure ID:	ST-2 (3)	
Spec./Type:	Storm	Type: STM.MH (Recessed pipe)
Structure Size:	48"	
Station:		
Customer Name:	Hale Contracting	
Project Name:	25-4731 - Mantra Journey Dispensary	



Assembly/Submittal drawing



Production drawing

Job Number: 26-2253
 Part Ref.: P1
 Product Code: BX084156-06W06-VF
 Weight: 29534 lb
 Production Date:
 Structure ID: **10-VX5000**
 Spec./Type: Vaults Type: Vault 6inW, 6inF
 Structure Size: 84" x 156"
 Station:
 Customer Name: Contech Engineering Solutions
 Project Name: 26-2253 839548 Chick-Fil-A Osage Beach



Assembly/Submittal drawing



Production drawing

Job Number: 26-1206
 Part Ref.: P3
 Product Code: CVW
 Weight: 3870 lb
 Production Date:
 Structure ID: **Precast Building - Precast Building**
 Spec./Type:
 Structure Size:
 Station:
 Customer Name: Musselman and Hall Contractors
 Project Name: 26-1206 Honeywell Telecommunication Room



Assembly/Submittal drawing



Production drawing

Job Number: 25-2511B
 Part Ref.: P2
 Product Code: BX036048-08LD08-24X36
 Weight: 1654 lb
 Production Date:
 Structure ID: **Q**
 Spec./Type: Storm Type: BX 8inW, 8inF
 Structure Size: 36" x 48"
 Station:
 Customer Name: Byard Construction, LLC
 Project Name: 25-2511B - Blue Sky Sec 1 (Storm)



Assembly/Submittal drawing



Production drawing

Job Number: 25-3600
 Part Ref.: P2
 Product Code: BX024024-08LD08-14
 Weight: 770 lb
 Production Date:
 Structure ID: **DB1**
 Spec./Type: KYTC Type: DBI TYPE 15
 Structure Size: 24" x 24"
 Station:
 Customer Name: Ainsworth Land Development, LLC
 Project Name: 25-3600 Signet FCU



Assembly/Submittal drawing



Production drawing

Job Number:	26-1618	
Part Ref.:	P1	
Product Code:	CVBS	
Weight:	8241 lb	
Production Date:		
Structure ID:	2-61618 2	
Spec./Type:	Storm-Pipe Centered	Type: BX 6inW, 6inF
Structure Size:	50" x 252"	
Station:		
Customer Name:	Endesol, Inc.	
Project Name:	26-1618 - 4-23 691254775	



Assembly/Submittal drawing



Production drawing

Job Number: 24-4171
 Part Ref.: P1
 Product Code: BX4884-06BAVF-FLAT
 Weight: 10702 lb
 Production Date:
 Structure ID: **METER VAULT - 7**
 Spec./Type: Vaults Type: Meter Vault 6inW, 6inF
 Structure Size: 48" x 84"
 Station:
 Customer Name: Frederick and May Construction
 Project Name: 24-4171 - McKinney Water District Contract 1B Phase 2



Assembly/Submittal drawing



Production drawing

Job Number:	26-2074	
Part Ref.:	P2	
Product Code:	BX024024-08LD08S	
Weight:	783 lb	
Production Date:		
Structure ID:	KST3 JBB	
Spec./Type:	Storm	Type: BX 8inW, 8inF
Structure Size:	24" x 24"	
Station:		
Customer Name:	Herring Construction, Inc.	
Project Name:	26-2074 - Christian Co. Ball Field Line K	



Assembly/Submittal drawing




Production drawing

Job Number:	26-2074	
Part Ref.:	P2	
Product Code:	BX024036-08LD08S	
Weight:	1010 lb	
Production Date:		
Structure ID:	KST2 ST-DBI	
Spec./Type:	Storm	Type: BX 8inW, 8inF
Structure Size:	24" x 36"	
Station:		
Customer Name:	Herring Construction, Inc.	
Project Name:	26-2074 - Christian Co. Ball Field Line K	



Assembly/Submittal drawing



Production drawing

Job Number:	25-4299	
Part Ref.:	P2	
Product Code:	BX024024-06LD08S	
Weight:	578 lb	
Production Date:		
Structure ID:	H9	
Spec./Type:	MSD	Type: Yard Drain
Structure Size:	24" x 24"	
Station:		
Customer Name:	Dan Cristiani Excavating Co. Inc.	
Project Name:	25-4299 - Seneca High School	