

Job Name: 26-1227 - Project Colt
 Job Location: Evansville, IN
 Contractor: Russell's Excavating

Plant: 100
 5/12/2026 11:30:17 AM

Tech: Jared - F
 PC: A. Chambers



Structure ID: 102-12 MHJ

P1 MH060BA66

MH BASE T/n

- P5) 24" - CASTING HEIGHT - 8"
- P4) 48" - MH FLAT LID w/24in ECC Hole F/G - 12"
- P3) 48" - MH RISER T/G - 72"
- P2) 60" - MH Transition Slab 48" Hole T/G - 15"
- P1) 60" - MH BASE T/n - 66"
- 1) HOE R-3472 INDOT Type 2 Frame & Grate
- 1) 60" - Conseal CS-102 1.00"
- 2) 48" - Conseal CS-102 1.00"
- 2) Hole - 44
- 2) Hole - 6
- 11) MH Step ML-10-TDS-NCR - 10"

0 lb
 1561 lb
 5006 lb
 2204 lb
 7940 lb
 250 lb
 0 lb
 0 lb
 0 lb
 0 lb
 0 lb
 0 lb

 Structure Total: 16961 lb

Structure Notes:
 1. INDOT MH TYPE J / ASTM C478 SPEC'S.
 2. CONCRETE = 4,000 PSI AT 28 DAYS.
 3. NO INVERT CHANNEL.
 4. CASTING BY ICAST (HOE R-3472 INDOT TYPE 2 FRAME & GRATE).

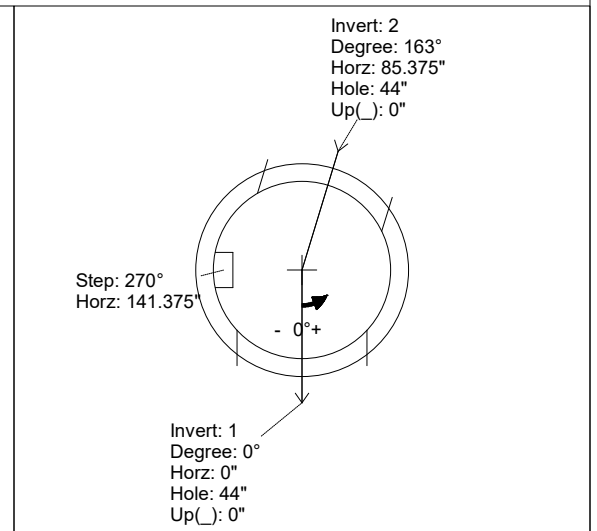
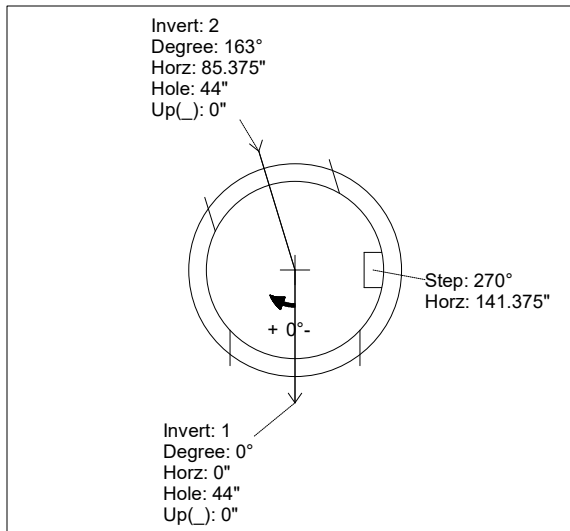
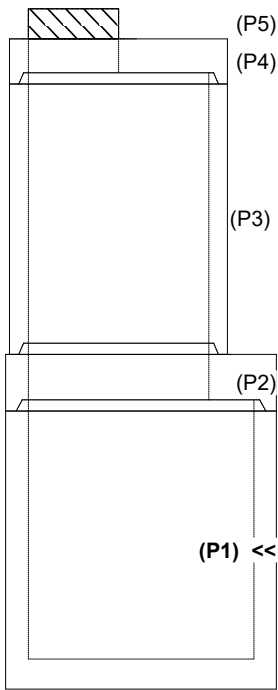
REINFORCING PER ASTM A615 (GRADE 60).
 - TOP SLAB (As .62) #5 BARS AT 6" C.C.E.W..
 - RISER/WALLS (As .12)
 - TRANS. SLAB (As .62) #5 BARS AT 6" C.C.E.W..
 - RISER/WALLS (As .18)
 - FLOOR (As .62) #5 BARS AT 6" C.C.E.W.

Rim: 393.02' Rim to Invert: 14.22' Slack: 0.515" Sump: 2.875" Step Position: 270°

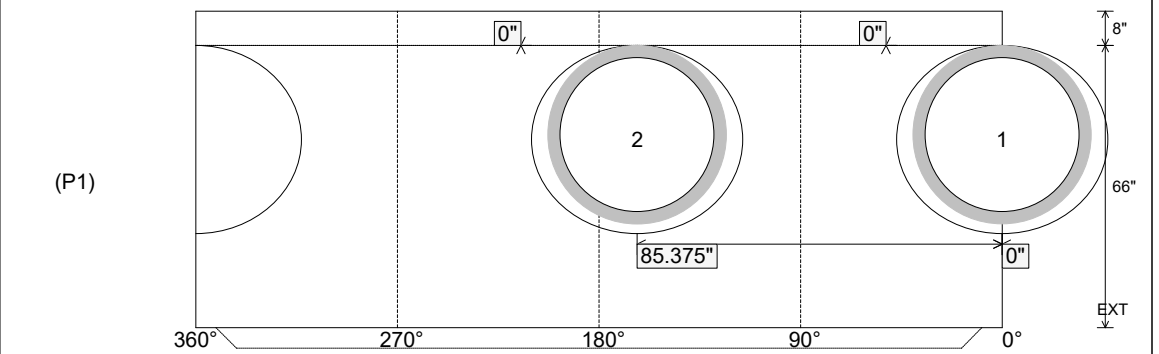
Position	Elev	Angle	Ext. (cw)	Pipe	Pipe OD	Connector	Hole	Horz Size	Up (↓)	Offset
Invert 1	378.8'	0°	0"	36" HDPE	41.7"	Hole 44	44"	49.393"	0"	0"
Invert 2	378.8'	163°	102.375"	36" HDPE	41.7"	Hole 44	44"	49.393"	0"	0"
Invert 3										
Invert 4										
Invert 5										
Invert 6										
Invert 7										
Invert 8										

RIGHT-SIDE UP VIEW (int. dimensions)

UPSIDE-DOWN VIEW (int. dimensions)



INSIDE WALL DIMENSIONS



Coating (Int): Coating (Ext):	Seam Up: Tongue Seam Dn: n/a	Wall Thickness: 6" Floor Height: 8"	Height (Int): 66" Height (Ext): 74"	Weight (Net): 7940 lb Volume (Net): 2.03cu.yd
----------------------------------	---------------------------------	--	--	--