

Job Name: 23-2404 Hampton Hills (Phase 1)	Plant: 100	Tech: J. Horsley	
Job Location: Richmond, KY	5/19/2026 1:01:03 PM	PC: C. Golf	
Contractor: Seven Earthmovers LLC			

Structure ID: CBI-B2

P2 BX2436-08R60

BOX RISER 8inW T/G

P4) 24" x 120" - CB INLET KY A 10' TOP SAG F/G - 10"	3398 lb
P3) 24" x 120" - CB INLET KY A 10' BOTTOM SAG T/G - 18"	5270 lb
P2) 24" x 36" - BOX RISER 8inW T/G - 60"	5867 lb
P1) 24" x 36" - BOX BASE 8inW, 8inF, Variable Ht T/n - 26"	4049 lb
1) CASTING - HOE KY-206 F/C (KY CBI A)	206 lb
1) SNOUT - BMP SNOUT 18F w/ KIT	25 lb
2) 24" x 36" - Conseal CS-102 1.00"	0 lb
1) Hole - 22	0 lb
Structure Total:	18815 lb

Structure Notes:

- PER KYTC CBI A / ASTM C913 SPEC'S.
- CONCRETE = 4,000 PSI AT 28 DAYS.
- CASTING (HOE KY-206) TO BE CAST INTO TOP PHASE.
- BMP SNOUT 18F w/KIT.

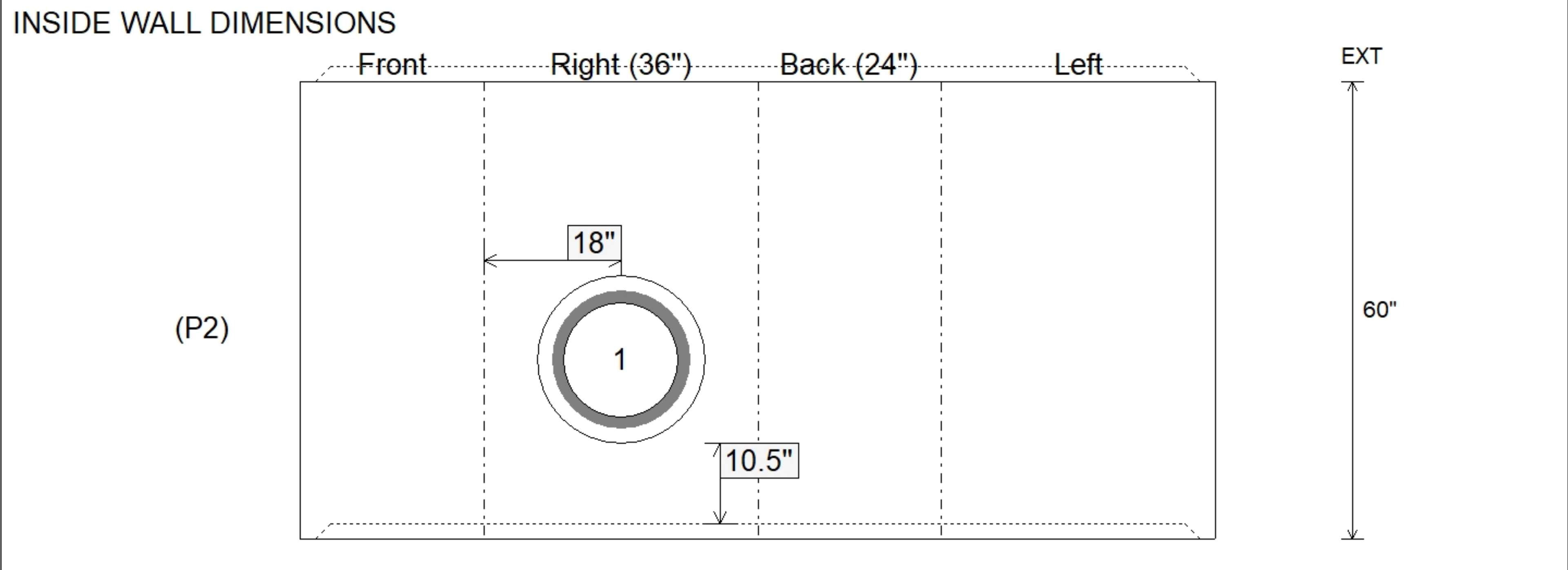
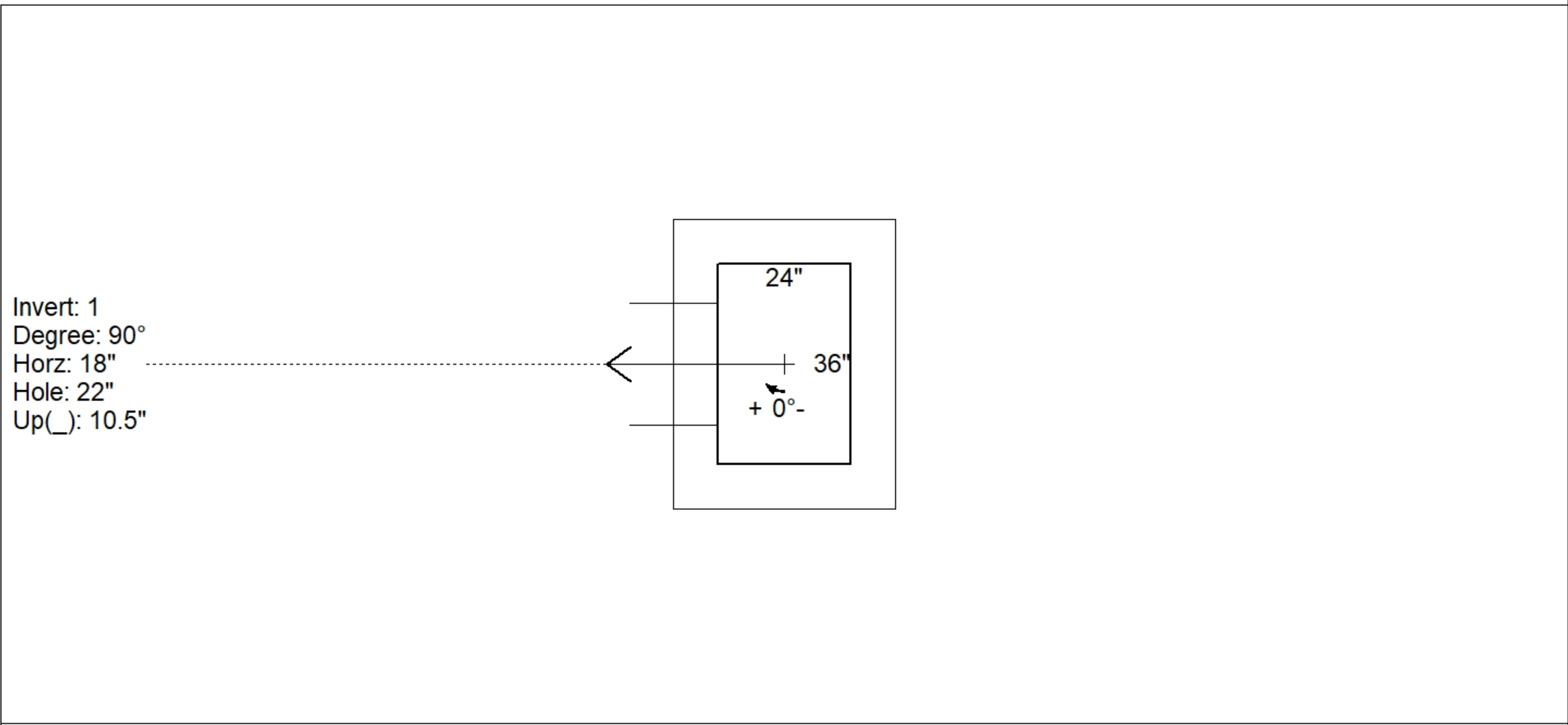
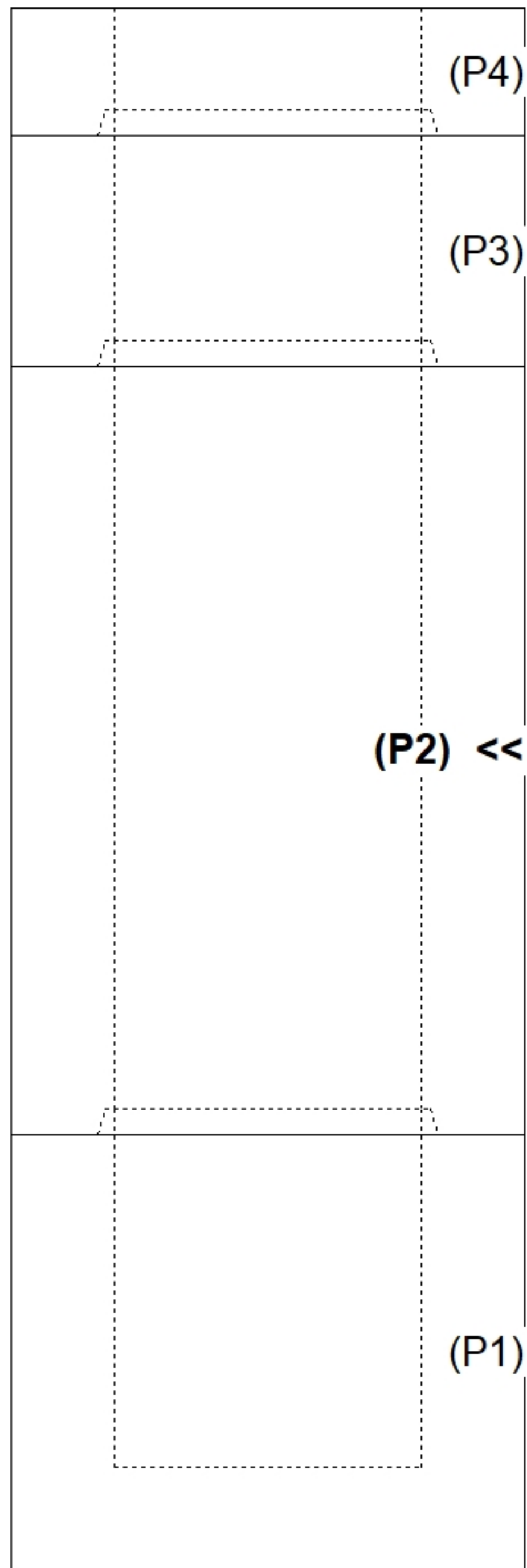
REINFORCING PER ASTM AS615 (GRADE 60).

- TOP PHASE (As .62) #5 BARS AT 6" C.C.E.W.
- BASE WALLS (As .31) #5 BARS AT 12" C.C.E.W.
- BASE FLOOR (As .31) #5 BARS AT 12" C.C.E.W.

Rim: 874.33' Rim to Invert: 6' Slack: 0" Sump: 42" Step Position:

Position	Elev	Angle	Ext. (cw)	Pipe	Pipe OD	Connector	Hole	Horz Size	Up ()	Offset
Invert 1	868.33'	90°	26"	15" ADS N-12	18"	Hole 22	22"	22"	10.5"	0"
Invert 2										
Invert 3										
Invert 4										
Invert 5										
Invert 6										
Invert 7										
Invert 8										

RIGHT-SIDE UP VIEW (int. dimensions)



Coating (Int):	Seam Up: Tongue	Wall Thickness: 8"	Height (Int): 60"	Weight (Net): 5867 lb
Coating (Ext):	Seam Dn: Groove	Floor Height: 0"	Height (Ext): 60"	Volume (Net): 1.5cu.yd