



Assembly/Submittal drawing



Production drawing

Job Number:	25-4508	
Part Ref.:	P2	
Product Code:	MH048CN42-S	
Weight:	3000 lb	
Production Date:		
Structure ID:	<b>SSMH 2 (3)</b>	
Spec./Type:	Sanitary	Type: SAN.MH
Structure Size:	48"	
Station:		
Customer Name:	Winwater Hartford KY Co.	
Project Name:	25-4508 - Georgetown Commons Target	



Assembly/Submittal drawing



Production drawing

Job Number:	25-4508	
Part Ref.:	P1	
Product Code:	MH048BA24	
Weight:	2928 lb	
Production Date:		
Structure ID:	<b>SSMH 3 (2)</b>	
Spec./Type:	Sanitary	Type: SAN.MH
Structure Size:	48"	
Station:		
Customer Name:	Winwater Hartford KY Co.	
Project Name:	25-4508 - Georgetown Commons Target	



Assembly/Submittal drawing




Production drawing

Job Number:	25-4508	
Part Ref.:	P3	
Product Code:	MH048CN24-S	
Weight:	1550 lb	
Production Date:		
Structure ID:	<b>SSMH 3 (2)</b>	
Spec./Type:	Sanitary	Type: SAN.MH
Structure Size:	48"	
Station:		
Customer Name:	Winwater Hartford KY Co.	
Project Name:	25-4508 - Georgetown Commons Target	



Assembly/Submittal drawing



Production drawing

Job Number:	25-4508	
Part Ref.:	P1	
Product Code:	MH048BAVF	
Weight:	3982 lb	
Production Date:		
Structure ID:	<b>7 (10)</b>	
Spec./Type:	Storm	Type: STM.MH
Structure Size:	48"	
Station:		
Customer Name:	Winwater Hartford KY Co.	
Project Name:	25-4508 - Georgetown Commons Target	



Assembly/Submittal drawing



Production drawing

Job Number: 25-4508  
 Part Ref.: P1  
 Product Code: MH048BAVF  
 Weight: 3669 lb  
 Production Date:  
 Structure ID: **6 (9)**  
 Spec./Type: Storm Type: STM.MH  
 Structure Size: 48"  
 Station:  
 Customer Name: Winwater Hartford KY Co.  
 Project Name: 25-4508 - Georgetown Commons Target



Assembly/Submittal drawing



Production drawing

Job Number:	25-4508	
Part Ref.:	P1	
Product Code:	MH048BA60	
Weight:	4754 lb	
Production Date:		
Structure ID:	<b>104 (33)</b>	
Spec./Type:	Storm	Type: STM.MH
Structure Size:	48"	
Station:		
Customer Name:	Winwater Hartford KY Co.	
Project Name:	25-4508 - Georgetown Commons Target	



Assembly/Submittal drawing



Production drawing

Job Number:	25-4508	
Part Ref.:	P1	
Product Code:	MH048BA48	
Weight:	3966 lb	
Production Date:		
Structure ID:	<b>103 (26)</b>	
Spec./Type:	Storm	Type: STM.MH
Structure Size:	48"	
Station:		
Customer Name:	Winwater Hartford KY Co.	
Project Name:	25-4508 - Georgetown Commons Target	



Assembly/Submittal drawing



Production drawing

Job Number:	24-1164	
Part Ref.:	P1	
Product Code:	MH048LD12S	
Weight:	1593 lb	
Production Date:		
Structure ID:	<b>Storm MH</b>	
Spec./Type:	Storm-Pipe Centered	Type: STM.MH
Structure Size:	48"	
Station:		
Customer Name:	Core & Main LP (Lou)	
Project Name:	24-1164 Paddy's Run Flood PS	



Assembly/Submittal drawing



Production drawing

Job Number: 23-2404  
 Part Ref.: P1  
 Product Code: MH048BAVF  
 Weight: 3260 lb  
 Production Date:  
 Structure ID: **SSMH AA-6**  
 Spec./Type: Sanitary Type: SAN.MH  
 Structure Size: 48"  
 Station:  
 Customer Name: Seven Earthmovers LLC  
 Project Name: 23-2404 Hampton Hills (Phase 1)



Assembly/Submittal drawing



Production drawing

Job Number: 23-2404  
 Part Ref.: P1  
 Product Code: MH048BAVF  
 Weight: 2562 lb  
 Production Date:  
 Structure ID: **SSMH AA-8**  
 Spec./Type: Sanitary Type: SAN.MH  
 Structure Size: 48"  
 Station:  
 Customer Name: Seven Earthmovers LLC  
 Project Name: 23-2404 Hampton Hills (Phase 1)



Assembly/Submittal drawing



Production drawing

Job Number:	23-2404	
Part Ref.:	P1	
Product Code:	MH048BAVF	
Weight:	2981 lb	
Production Date:		
Structure ID:	<b>SSMH AA-7</b>	
Spec./Type:	Sanitary	Type: SAN.MH
Structure Size:	48"	
Station:		
Customer Name:	Seven Earthmovers LLC	
Project Name:	23-2404 Hampton Hills (Phase 1)	



Assembly/Submittal drawing




Production drawing

Job Number: 26-1952  
 Part Ref.: P3  
 Product Code: MH048RS36SCDARED  
 Weight: 2491 lb  
 Production Date:  
 Structure ID: **A SS-MHD**  
 Spec./Type: Sanitary Type: SAN.MH w/Ext. Drop/ConBlock-CDA Red  
 Structure Size: 48"  
 Station:  
 Customer Name: Phillips Bros. Construction, LLC  
 Project Name: 26-1952 - HCWD 2 Fire Station Sanitary Sewer Extension



Assembly/Submittal drawing



Production drawing

Job Number: 26-1952  
 Part Ref.: P4  
 Product Code: MH048LD12CDARED  
 Weight: 1580 lb  
 Production Date:  
 Structure ID: **A SS-MHD**  
 Spec./Type: Sanitary Type: SAN.MH w/Ext. Drop/ConBlock-CDA Red  
 Structure Size: 48"  
 Station:  
 Customer Name: Phillips Bros. Construction, LLC  
 Project Name: 26-1952 - HCWD 2 Fire Station Sanitary Sewer Extension



Assembly/Submittal drawing



Production drawing

Job Number: 26-1952  
 Part Ref.: P1  
 Product Code: MH048BA30CDARED  
 Weight: 3330 lb  
 Production Date:  
 Structure ID: **C SS-MH**  
 Spec./Type: Sanitary Type: SAN.MH w/ConBlock-CDA Red  
 Structure Size: 48"  
 Station:  
 Customer Name: Phillips Bros. Construction, LLC  
 Project Name: 26-1952 - HCWD 2 Fire Station Sanitary Sewer Extension



Assembly/Submittal drawing




Production drawing

Job Number: 26-1952  
 Part Ref.: P1  
 Product Code: MH048BA24CDARED  
 Weight: 2911 lb  
 Production Date:  
 Structure ID: **D SS-MH**  
 Spec./Type: Sanitary Type: SAN.MH w/ConBlock-CDA Red  
 Structure Size: 48"  
 Station:  
 Customer Name: Phillips Bros. Construction, LLC  
 Project Name: 26-1952 - HCWD 2 Fire Station Sanitary Sewer Extension



Assembly/Submittal drawing



Production drawing

Job Number: 26-1227  
 Part Ref.: P2  
 Product Code: MH048LD12ECC  
 Weight: 1561 lb  
 Production Date:  
 Structure ID: **301-8 MHC**  
 Spec./Type: INDOT  
 Structure Size: 48"  
 Station:  
 Customer Name: Russell's Excavating  
 Project Name: 26-1227 - Project Colt

Type: INDOT MH C



Assembly/Submittal drawing



Production drawing

Job Number: 26-1227  
 Part Ref.: P2  
 Product Code: MH048LD07-24X36RECT  
 Weight: 1044 lb  
 Production Date:  
 Structure ID: **302-7 MHC**  
 Spec./Type: INDOT  
 Structure Size: 48"  
 Station:  
 Customer Name: Russell's Excavating  
 Project Name: 26-1227 - Project Colt

Type: INDOT MH C



Assembly/Submittal drawing



Production drawing

Job Number:	25-4508	
Part Ref.:	P1	
Product Code:	MH060BAVF	
Weight:	7255 lb	
Production Date:		
Structure ID:	<b>10 (13)</b>	
Spec./Type:	Storm	Type: STM.MH
Structure Size:	60"	
Station:		
Customer Name:	Winwater Hartford KY Co.	
Project Name:	25-4508 - Georgetown Commons Target	



Assembly/Submittal drawing



Production drawing

Job Number: 26-1227  
 Part Ref.: P1  
 Product Code: MH060BA66  
 Weight: 7940 lb  
 Production Date:  
 Structure ID: **102-12 MHJ**  
 Spec./Type: INDOT  
 Structure Size: 60"  
 Station:  
 Customer Name: Russell's Excavating  
 Project Name: 26-1227 - Project Colt

Type: INDOT MH J



Assembly/Submittal drawing



Production drawing

Job Number: 25-3118  
 Part Ref.: P3  
 Product Code: MH060TS15-48ECC  
 Weight: 2204 lb  
 Production Date:  
 Structure ID: **2301542**  
 Spec./Type: Sanitary Type: SAN.MH Transition w/Ext. Drop  
 Structure Size: 60"  
 Station:  
 Customer Name: Lykins Contracting  
 Project Name: 25-3118 - W6 Ph 2-C Force Main Improvements



Assembly/Submittal drawing



Production drawing

Job Number: 25-3118  
 Part Ref.: P2  
 Product Code: MH060TS15-48ECC  
 Weight: 2204 lb  
 Production Date:  
 Structure ID: **2301566**  
 Spec./Type: Sanitary                      Type: SAN.MH Transition  
 Structure Size: 60"  
 Station:  
 Customer Name: Lykins Contracting  
 Project Name: 25-3118 - W6 Ph 2-C Force Main Improvements




Assembly/Submittal drawing



Production drawing

Job Number: 25-2397B  
 Part Ref.: P4  
 Product Code: MH072TS15-48ECC  
 Weight: 3864 lb  
 Production Date:  
 Structure ID: **MH 1**  
 Spec./Type: Sanitary Type: SAN.MH Trans. (OPEN BTM)  
 Structure Size: 72"  
 Station:  
 Customer Name: Gary Clifford  
 Project Name: 25-2397B - Sandy Springs Section 2 Sanitary



Assembly/Submittal drawing





Production drawing

Job Number: 23-2404  
 Part Ref.: P2  
 Product Code: BX2436-08R60  
 Weight: 5867 lb  
 Production Date:  
 Structure ID: **CBI-B2**  
 Spec./Type: KYTC Type: CBI TYPE A (10')  
 Structure Size: 24" x 36"  
 Station:  
 Customer Name: Seven Earthmovers LLC  
 Project Name: 23-2404 Hampton Hills (Phase 1)



Assembly/Submittal drawing



Production drawing

Job Number:	25-4508	
Part Ref.:	P1	
Product Code:	BX2436-08BVF	
Weight:	5535 lb	
Production Date:		
Structure ID:	<b>116 (32)</b>	
Spec./Type:	Storm	Type: BX 8inW, 8inF
Structure Size:	24" x 36"	
Station:		
Customer Name:	Winwater Hartford KY Co.	
Project Name:	25-4508 - Georgetown Commons Target	



Assembly/Submittal drawing



Production drawing

Job Number:	26-1368	
Part Ref.:	P2	
Product Code:	BX2424-08R24	
Weight:	2062 lb	
Production Date:		
Structure ID:	<b>CI #1-2 CBIF</b>	
Spec./Type:	KYTC	Type: CBI TYPE F
Structure Size:	24" x 24"	
Station:		
Customer Name:	Kauffeld Brothers Construction	
Project Name:	26-1368 Freeman Lake Park Parking Lot Project	



Assembly/Submittal drawing



Production drawing

Job Number:	26-1368	
Part Ref.:	P2	
Product Code:	BX3030-06R36	
Weight:	2610 lb	
Production Date:		
Structure ID:	<b>YI #3-10 INE7</b>	
Spec./Type:	INDOT	Type: INLET TYPE E
Structure Size:	30" x 30"	
Station:		
Customer Name:	Kauffeld Brothers Construction	
Project Name:	26-1368 Freeman Lake Park Parking Lot Project	



Assembly/Submittal drawing



Production drawing

Job Number:	26-1368	
Part Ref.:	P1	
Product Code:	BX24300808VF	
Weight:	3510 lb	
Production Date:		
Structure ID:	<b>JB #2-7 JBB</b>	
Spec./Type:	KYTC	Type: Junction Box B1
Structure Size:	24" x 30"	
Station:		
Customer Name:	Kauffeld Brothers Construction	
Project Name:	26-1368 Freeman Lake Park Parking Lot Project	



Assembly/Submittal drawing



Production drawing

Job Number:	26-1368	
Part Ref.:	P1	
Product Code:	BX2424-08BAVF	
Weight:	4029 lb	
Production Date:		
Structure ID:	<b>CI #2-3 CBIF</b>	
Spec./Type:	KYTC	Type: CBI TYPE F
Structure Size:	24" x 24"	
Station:		
Customer Name:	Kauffeld Brothers Construction	
Project Name:	26-1368 Freeman Lake Park Parking Lot Project	



Assembly/Submittal drawing



Production drawing

Job Number:	23-2404	
Part Ref.:	P1	
Product Code:	BX4848-08BAVF	
Weight:	7519 lb	
Production Date:		
Structure ID:	<b>BASIN D - OCS</b>	
Spec./Type:	Storm	Type: Outlet Control Structure
Structure Size:	48" x 48"	
Station:		
Customer Name:	Seven Earthmovers LLC	
Project Name:	23-2404 Hampton Hills (Phase 1)	



Assembly/Submittal drawing



Production drawing

Job Number:	23-2792	
Part Ref.:	P1	
Product Code:	BX28280606VH	
Weight:	3627 lb	
Production Date:		
Structure ID:	<b>STM-E6</b>	
Spec./Type:	Storm	Type: BX 6inW, 6inF
Structure Size:	28" x 28"	
Station:		
Customer Name:	Stewart Richey	
Project Name:	23-2792 - Teal Dr. Development	



Assembly/Submittal drawing



Production drawing

Job Number:	23-2792	
Part Ref.:	P1	
Product Code:	BX3030-06VH	
Weight:	2058 lb	
Production Date:		
Structure ID:	<b>STM-B2</b>	
Spec./Type:	Storm	Type: BX 6inW, 6inF
Structure Size:	30" x 30"	
Station:		
Customer Name:	Stewart Richey	
Project Name:	23-2792 - Teal Dr. Development	



Assembly/Submittal drawing



Production drawing

Job Number:	23-2792	
Part Ref.:	P1	
Product Code:	HWAW18F	
Weight:	1334 lb	
Production Date:		
Structure ID:	<b>STM-H2</b>	
Spec./Type:	HEADWALLS	Type: HW AW
Structure Size:	18"	
Station:		
Customer Name:	Stewart Richey	
Project Name:	23-2792 - Teal Dr. Development	



Assembly/Submittal drawing




Production drawing

Job Number: 25-2898  
 Part Ref.: P1  
 Product Code: BC048072-08WLF-9H  
 Weight: 10790 lb  
 Production Date:  
 Structure ID: **BC 6 x 4 (Sec A)**  
 Spec./Type: Box Culvert      Type: Box Culvert (08W/08F/08T)  
 Structure Size: 72" x 48"  
 Station:  
 Customer Name: Ernie Davis & Sons Mechanical, Inc.  
 Project Name: 25-2898 - Hunter's Ridge Ph.1



Assembly/Submittal drawing



Production drawing

Job Number: 25-2073  
Part Ref.: P1  
Product Code: BC048024-08WLF  
Weight: 8152 lb  
Production Date:  
Structure ID: **BC 4 x 2 (PC 22)**  
Spec./Type: Box Culvert Type: Box Culvert (08W/08F/08T) No Haunch  
Structure Size: 48" x 24"  
Station:  
Customer Name: Bowen Engineering Corporation  
Project Name: 25-2073 - Alcoa Outfall



Assembly/Submittal drawing



Production drawing

Job Number: 25-2073  
 Part Ref.: P1  
 Product Code: BC048024-08WLF  
 Weight: 8152 lb  
 Production Date:  
 Structure ID: **BC 4 x 2 (PC 21)**  
 Spec./Type: Box Culvert Type: Box Culvert (08W/08F/08T) No Haunch  
 Structure Size: 48" x 24"  
 Station:  
 Customer Name: Bowen Engineering Corporation  
 Project Name: 25-2073 - Alcoa Outfall



Assembly/Submittal drawing




Production drawing

Job Number: 25-2073  
 Part Ref.: P1  
 Product Code: BC048024-08WLF  
 Weight: 8152 lb  
 Production Date:  
 Structure ID: **BC 4 x 2 (PC 19)**  
 Spec./Type: Box Culvert Type: Box Culvert (08W/08F/08T) No Haunch  
 Structure Size: 48" x 24"  
 Station:  
 Customer Name: Bowen Engineering Corporation  
 Project Name: 25-2073 - Alcoa Outfall



Assembly/Submittal drawing




Production drawing

Job Number: 26-1368  
Part Ref.: P3  
Product Code: BX024030-08LD08S  
Weight: 931 lb  
Production Date:  
Structure ID: **JB #2-7 JBB**  
Spec./Type: KYTC Type: Junction Box B1  
Structure Size: 24" x 30"  
Station:  
Customer Name: Kauffeld Brothers Construction  
Project Name: 26-1368 Freeman Lake Park Parking Lot Project



Assembly/Submittal drawing



Production drawing

Job Number:	26-1615	
Part Ref.:	P1	
Product Code:	CVBS	
Weight:	8241 lb	
Production Date:		
Structure ID:	<b>2-61615 1</b>	
Spec./Type:	Storm-Pipe Centered	Type: BX 6inW, 6inF
Structure Size:	50" x 252"	
Station:		
Customer Name:	Endesol, Inc.	
Project Name:	26-1615 - 1-26 691249488	



Assembly/Submittal drawing



Production drawing

Job Number: 25-1137B  
 Part Ref.: P5  
 Product Code: CTSX  
 Weight: 28420 lb  
 Production Date:  
 Structure ID: **Grinder Vault**  
 Spec./Type: Vaults Type: Valve Vault 12inW, (Open Btm) w/Xypex  
 Structure Size: 144" x 144"  
 Station:  
 Customer Name: Garney Companies, Inc.  
 Project Name: 25-1137B - East Bank Regional Pump Station



Assembly/Submittal drawing



Production drawing

Job Number: 24-4171  
 Part Ref.: P2  
 Product Code: BX4884-06LD08-SP  
 Weight: 2417 lb  
 Production Date:  
 Structure ID: **METER VAULT - 6**  
 Spec./Type: Vaults                      Type: Meter Vault 6inW, 6inF  
 Structure Size: 48" x 84"  
 Station:  
 Customer Name: Frederick and May Construction  
 Project Name: 24-4171 - McKinney Water District Contract 1B Phase 2



Assembly/Submittal drawing



Production drawing

Job Number: 24-4171  
 Part Ref.: P2  
 Product Code: BX4884-06LD08-SP  
 Weight: 2417 lb  
 Production Date:  
 Structure ID: **METER VAULT - 7**  
 Spec./Type: Vaults                      Type: Meter Vault 6inW, 6inF  
 Structure Size: 48" x 84"  
 Station:  
 Customer Name: Frederick and May Construction  
 Project Name: 24-4171 - McKinney Water District Contract 1B Phase 2



Assembly/Submittal drawing



Production drawing

Job Number: 24-4171  
 Part Ref.: P2  
 Product Code: BX4884-06LD08-SP  
 Weight: 2417 lb  
 Production Date:  
 Structure ID: **METER VAULT - 10**  
 Spec./Type: Vaults Type: Meter Vault 6inW, 6inF  
 Structure Size: 48" x 84"  
 Station:  
 Customer Name: Frederick and May Construction  
 Project Name: 24-4171 - McKinney Water District Contract 1B Phase 2



Assembly/Submittal drawing



Production drawing

Job Number: 24-4171  
 Part Ref.: P2  
 Product Code: BX4884-06LD08-SP  
 Weight: 2417 lb  
 Production Date:  
 Structure ID: **METER VAULT - 9**  
 Spec./Type: Vaults Type: Meter Vault 6inW, 6inF  
 Structure Size: 48" x 84"  
 Station:  
 Customer Name: Frederick and May Construction  
 Project Name: 24-4171 - McKinney Water District Contract 1B Phase 2



Assembly/Submittal drawing



Production drawing

Job Number: 26-1098  
Part Ref.: P4  
Product Code: CTS-X  
Weight: 8108 lb  
Production Date:  
Structure ID: **Lift Station**  
Spec./Type: Sanitary-Xypex Type: Combined Lift Station  
Structure Size: 72"  
Station:  
Customer Name: Endesol, Inc.  
Project Name: 26-1098 LUC Sinking Creek Lift Station