

Job Name: 25-4733 - The Paddock  
 Job Location: Springfield, KY  
 Contractor: Core & Main LP (Lou)

Plant: 100  
 5/14/2026 1:08:58 PM

Tech: Jared - F  
 PC: T. Lewis



**Structure ID: CI-A6**

**P1 BX2436-08BVF**

**BOX BASE 8inW, 8inF, Variable Ht F/n**

- P2) 24" x 36" - CASTING HEIGHT - 6"
- P1) 24" x 36" - BOX BASE 8inW, 8inF, Variable Ht F/n - 40"
- 1) CASTING - HOE 525 SET FLAT GRATE (F/G/H)
- 1) 24" x 36" - Conseal CS-102 1.00"
- 1) Hole - 16

0 lb  
 5343 lb  
 442 lb  
 0 lb  
 0 lb  
 -----  
 0 lb  
 Structure Total: 5785 lb

Structure Notes:  
 1. PER ASTM C913 SPECIFICATIONS.  
 2. CONCRETE = 4,000 PSI AT 28 DAYS.  
 3. NO STEPS AND NO INVERT CHANNEL.  
 4. CASTING BY ICAST (HOE 525 SET FLAT GRATE (F/G/H)).

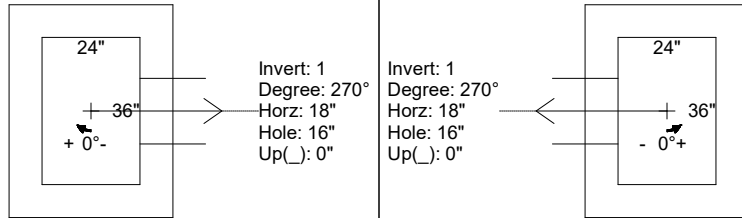
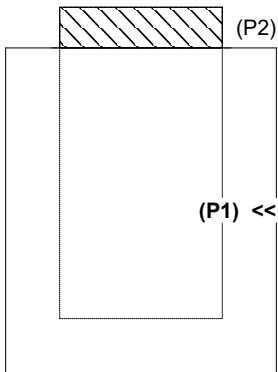
REINFORCING PER ASTM A615 (GRADE 60).  
 - WALLS (As .12) #5 BARS AT 12" C.C.E.W.  
 - FLOOR (As .12) #5 BARS AT 12" C.C.E.W.

Rim: 889.05' Rim to Invert: 3.89' Slack: 1.93' Sump: 1.25" Step Position:

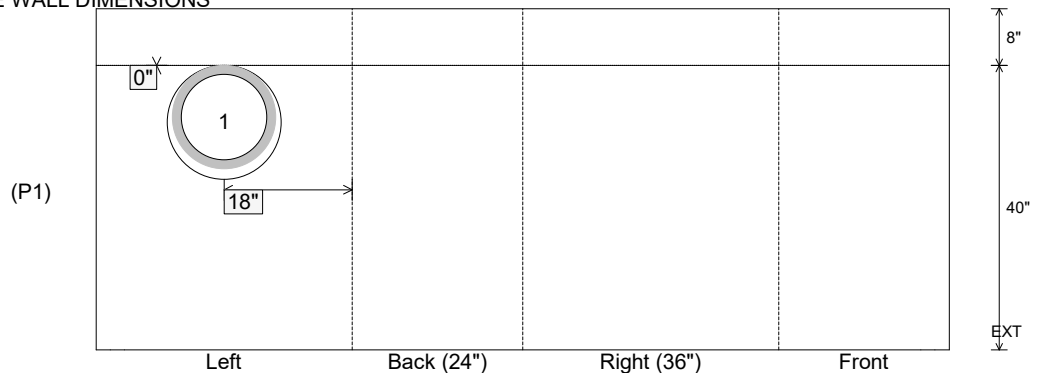
Position	Elev	Angle	Ext. (cw)	Pipe	Pipe OD	Connector	Hole	Horz Size	Up ( )	Offset
Invert 1	885.16'	270°	26"	12" HDPE	14.5"	Hole 16	16"	16"	0"	0"
Invert 2										
Invert 3										
Invert 4										
Invert 5										
Invert 6										
Invert 7										
Invert 8										

RIGHT-SIDE UP VIEW (int. dimensions)

UPSIDE-DOWN VIEW (int. dimenions)



INSIDE WALL DIMENSIONS



Coating (Int):  
 Coating (Ext):

Seam Up: Flat  
 Seam Dn: n/a

Wall Thickness: 8"  
 Floor Height: 8"

Height (Int): 40"  
 Height (Ext): 48"

Weight (Net): 5343 lb  
 Volume (Net): 1.36cu.yd