

Job Name: 24-4112 - Ohio River Service Area Rehab  
 Job Location: Louisville, KY 40222  
 Contractor: TRC, LLC

Plant: Beaver Dam, KY  
 5/13/2026 2:57:50 PM

Tech: K. Cardwell  
 PC: A. Wells



**Structure ID: 953**

**P2 MH048RS36**

**MH RISER T/G**

- P4) 24" - CASTING HEIGHT - 7" 0 lb
- P3) 48" - ECC CONE w/ 24" HOLE F/G - 36" 3000 lb
- P2) 48" - MH RISER T/G - 36" 2515 lb
- P1) 48" - MH BASE T/n - 24" 2911 lb
- 1) JOINT WRAP PRIMER - CONSEAL CS-75 (1 gal.) 0 lb
- 1) JOINT WRAP - 0.065"x6"x50' CONSEAL CS212 0 lb
- 1) 48" - SAN. INV. CHANNEL - FULL HEIGHT 1440 lb
- 2) 48" - Conseal CS-102 1.00" (Double) 0 lb
- 1) 24" - Conseal CS-102 1.00" (Double) 0 lb
- 2) PSX - 12-08 NYLO 16 lb
- 7) MH Step ML-10-TDS-NCR - 10" 0 lb

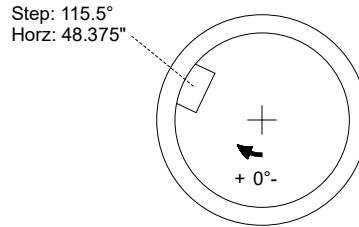
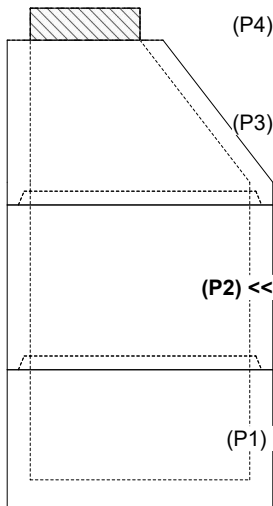
Structure Total: 9882 lb

Structure Notes:  
 STATION: 4+03.63 CLUB DR  
 1. PER MSD & ASTM C-478 SPECIFICATIONS  
 2. CONCRETE: 5,000 PSI AT 28 DAYS  
 3. REINFORCEMENT: PER ASTM A615  
 4. STEPS AT 115.5 DEGREES  
 5. 7" CASTING SUPPLIED BY OTHERS

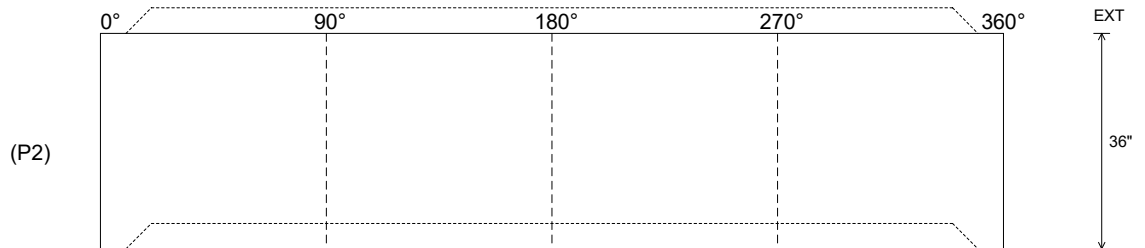
Rim: 666.39' Rim to Invert: 8.36' Slack: 0.32" Sump: 3" Step Position: 115.5

Position	Elev	Angle	Ext. (cw)	Pipe	Pipe OD	Connector	Hole	Horz Size	Up ( )	Offset
Invert 1										
Invert 2										
Invert 3										
Invert 4										
Invert 5										
Invert 6										
Invert 7										
Invert 8										

**RIGHT-SIDE UP VIEW (int. dimensions)**



**INSIDE WALL DIMENSIONS**



Coating (Int):  
 Coating (Ext):

Seam Up: Tongue  
 Seam Dn: Groove

Wall Thickness: 5"  
 Floor Height: 0"

Height (Int): 36"  
 Height (Ext): 36"

Weight (Net): 2515 lb  
 Volume (Net): 0.64cu.yd