

Job Name: 24-4112 - Ohio River Service Area Rehab
 Job Location: Louisville, KY 40222
 Contractor: TRC, LLC

Plant: Beaver Dam, KY
 5/13/2026 2:57:49 PM

Tech: K. Cardwell
 PC: A. Wells



Structure ID: 952

P2 MH048RS36

MH RISER T/G

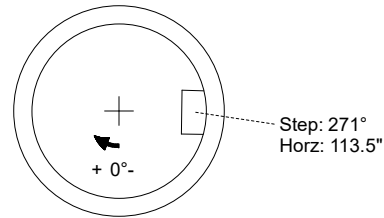
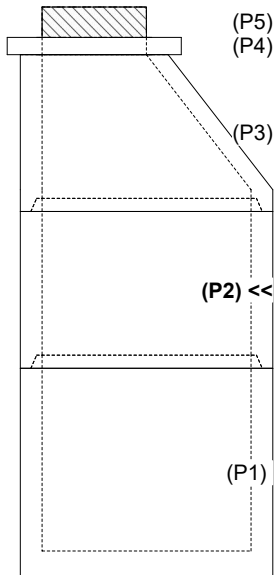
- P5) 24" - CASTING HEIGHT - 7" 0 lb
 - P4) 24" - GRADE RING F/F - 4" 270 lb
 - P3) 48" - ECC CONE w/ 24" HOLE F/G - 36" 3000 lb
 - P2) 48" - MH RISER T/G - 36" 2515 lb
 - P1) 48" - MH BASE T/n - 42" 4121 lb
 - 1) JOINT WRAP PRIMER - CONSEAL CS-75 (1 gal.) 0 lb
 - 1) JOINT WRAP - 0.065"x6"x50' CONSEAL CS212 0 lb
 - 1) 48" - SAN. INV. CHANNEL - FULL HEIGHT 1440 lb
 - 2) 48" - Conseal CS-102 1.00" (Double) 0 lb
 - 2) 24" - Conseal CS-102 1.00" (Double) 0 lb
 - 3) PSX - 12-08 NYLO 24 lb
 - 9) MH Step ML-10-TDS-NCR - 10" 0 lb
- Structure Total: 11369 lb

Structure Notes:
 STATION: 4+44.12 CLUB DR
 1. PER MSD & ASTM C-478 SPECIFICATIONS
 2. CONCRETE: 5,000 PSI AT 28 DAYS
 3. REINFORCEMENT: PER ASTM A615
 4. STEPS AT 271 DEGREES
 5. 7" CASTING SUPPLIED BY OTHERS

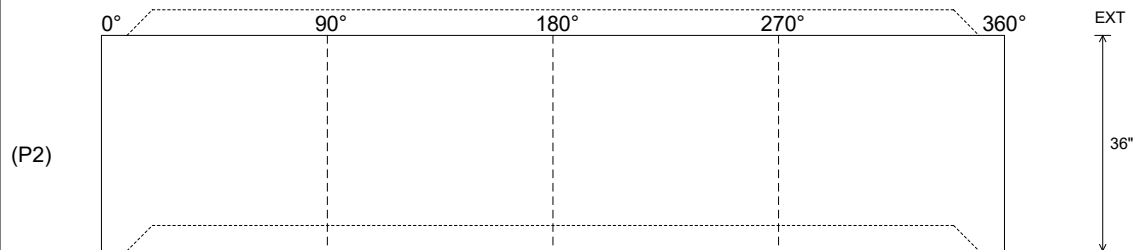
Rim: 668.5' Rim to Invert: 10.17' Slack: 0.04" Sump: 3" Step Position: 271°

Position	Elev	Angle	Ext. (cw)	Pipe	Pipe OD	Connector	Hole	Horz Size	Up ()	Offset
Invert 1										
Invert 2										
Invert 3										
Invert 4										
Invert 5										
Invert 6										
Invert 7										
Invert 8										

RIGHT-SIDE UP VIEW (int. dimensions)



INSIDE WALL DIMENSIONS



Coating (Int): Coating (Ext):	Seam Up: Tongue Seam Dn: Groove	Wall Thickness: 5" Floor Height: 0"	Height (Int): 36" Height (Ext): 36"	Weight (Net): 2515 lb Volume (Net): 0.64cu.yd
----------------------------------	------------------------------------	--	--	--