

Job Name: 26-1227 - Project Colt
 Job Location: Evansville, IN
 Contractor: Russell's Excavating

Plant: 100
 5/12/2026 11:30:18 AM

Tech: Jared - F
 PC: A. Chambers



Structure ID: 103-13 MHJ

P1 MH060BAVF

MH BASE Custom Ht F/n

- P3) 24" - CASTING HEIGHT - 1"
- P2) 60" - MH FLAT LID w/24in ECC Hole F/F - 8"
- P1) 60" - MH BASE Custom Ht F/n - 61"
- 1) EJ 6489 GRATE
- 1) 60" - Conseal CS-102 1.00"
- 2) Hole - 44
- 2) Hole - 6
- 5) MH Step ML-10-TDS-NCR - 10"

0 lb
 2429 lb
 7390 lb
 0 lb
 0 lb
 0 lb
 0 lb
 0 lb
 0 lb
 Structure Total: 9819 lb

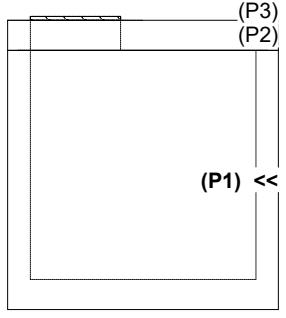
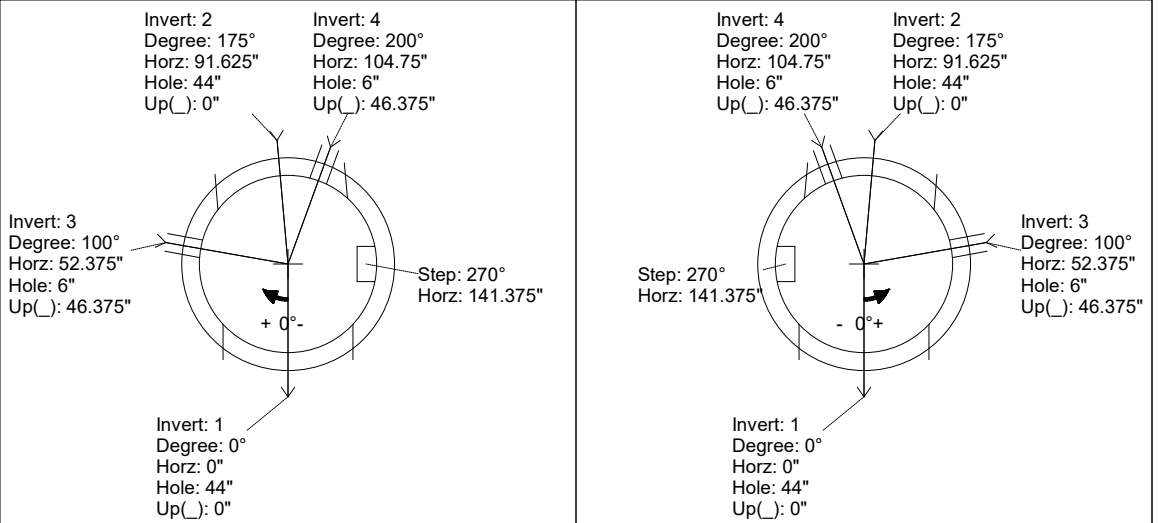
Structure Notes:
 1. INDOT MH TYPE J / ASTM C478 SPEC'S.
 2. CONCRETE = 4,000 PSI AT 28 DAYS.
 3. NO INVERT CHANNEL.
 4. CASTING BY ICAST (EJ 6489 GRATE).
 REINFORCING PER ASTM A615 (GRADE 60).
 - TOP SLAB (As .62) #5 BARS AT 6" C.C.E.W..
 - RISER/WALLS (As .12)
 - FLOOR (As .62) #5 BARS AT 6" C.C.E.W.

Rim: 384' Rim to Invert: 5.66' Slack: 0.795" Sump: 2.875" Step Position: 270°

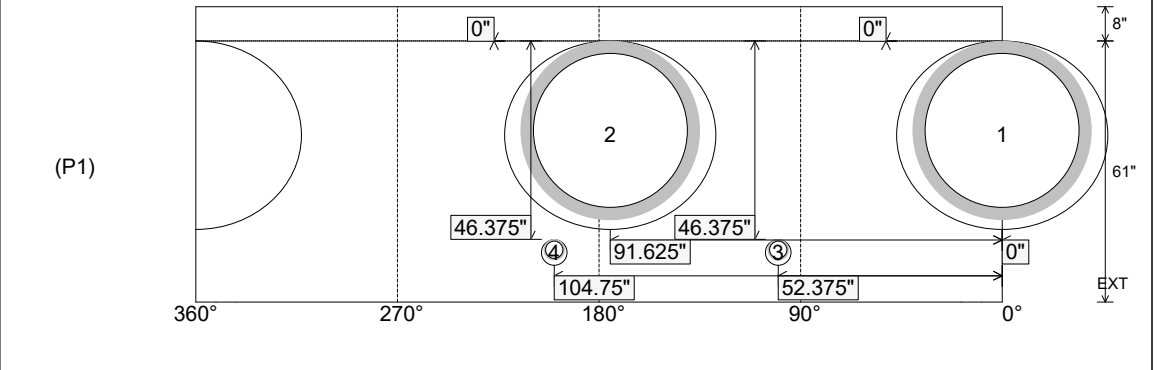
Position	Elev	Angle	Ext. (cw)	Pipe	Pipe OD	Connector	Hole	Horz Size	Up ()	Offset
Invert 1	378.34'	0°	0"	36" HDPE	41.7"	Hole 44	44"	49.393"	0"	0"
Invert 2	378.34'	175°	110"	36" HDPE	41.7"	Hole 44	44"	49.393"	0"	0"
Invert 3	382'	100°	62.875"	4" HDPE (perf pipe)	4.8"	Hole 6	6"	6.01"	46.375"	0"
Invert 4	382'	200°	125.625"	4" HDPE (perf pipe)	4.8"	Hole 6	6"	6.01"	46.375"	0"
Invert 5										
Invert 6										
Invert 7										
Invert 8										

RIGHT-SIDE UP VIEW (int. dimensions)

UPSIDE-DOWN VIEW (int. dimensions)



INSIDE WALL DIMENSIONS



Coating (Int): Coating (Ext):	Seam Up: Flat Seam Dn: n/a	Wall Thickness: 6" Floor Height: 8"	Height (Int): 61" Height (Ext): 69"	Weight (Net): 7390 lb Volume (Net): 1.89cu.yd
----------------------------------	-------------------------------	--	--	--