

Job Name: 26-2380 902433 Security Bank  
 Job Location: Kansas City, MO  
 Contractor: Contech Engineering Solutions

Plant: Beaver Dam  
 5/20/2026 9:31:04 AM

Tech: S. Felletter  
 PC: C. Goff



**Structure ID: 10-CS-4**

**P3 MH048RS42**

**MH RISER T/G**

- P5) 30" - CASTING HEIGHT - 4"
- P4) 48" - MH FLAT LID w/30in ECC Hole F/G - 12"
- P3) 48" - MH RISER T/G - 42"
- P2) 48" - MH RISER SPECIAL T/G - 60"
- P1) 48" - MH BASE T/n - 36"
- 1) CVSTENCILING
- 1) ASSEMBLY REQUIRED
- 3) 48" - Conseal CS-102 1.00"
- 2) Hole - 20
- 1) Hole - 12

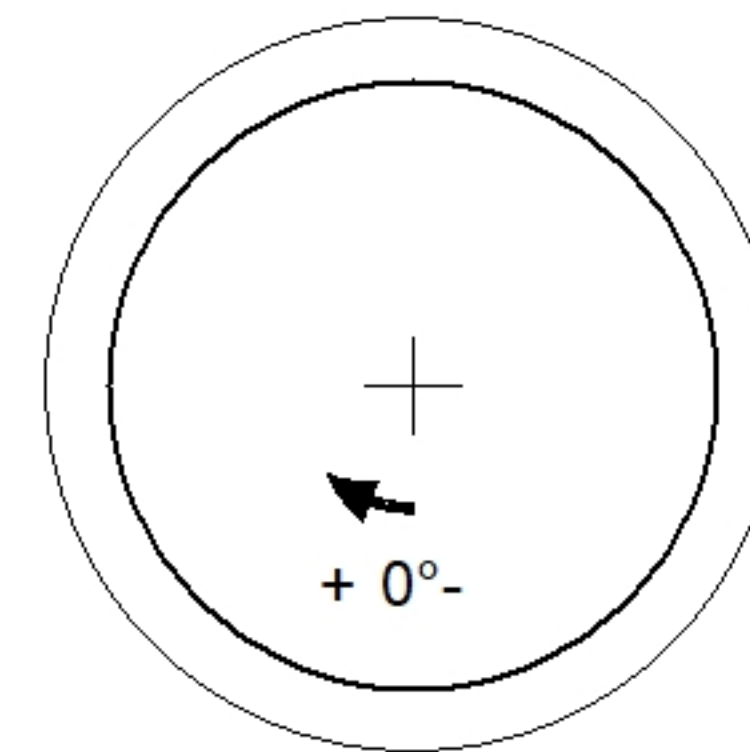
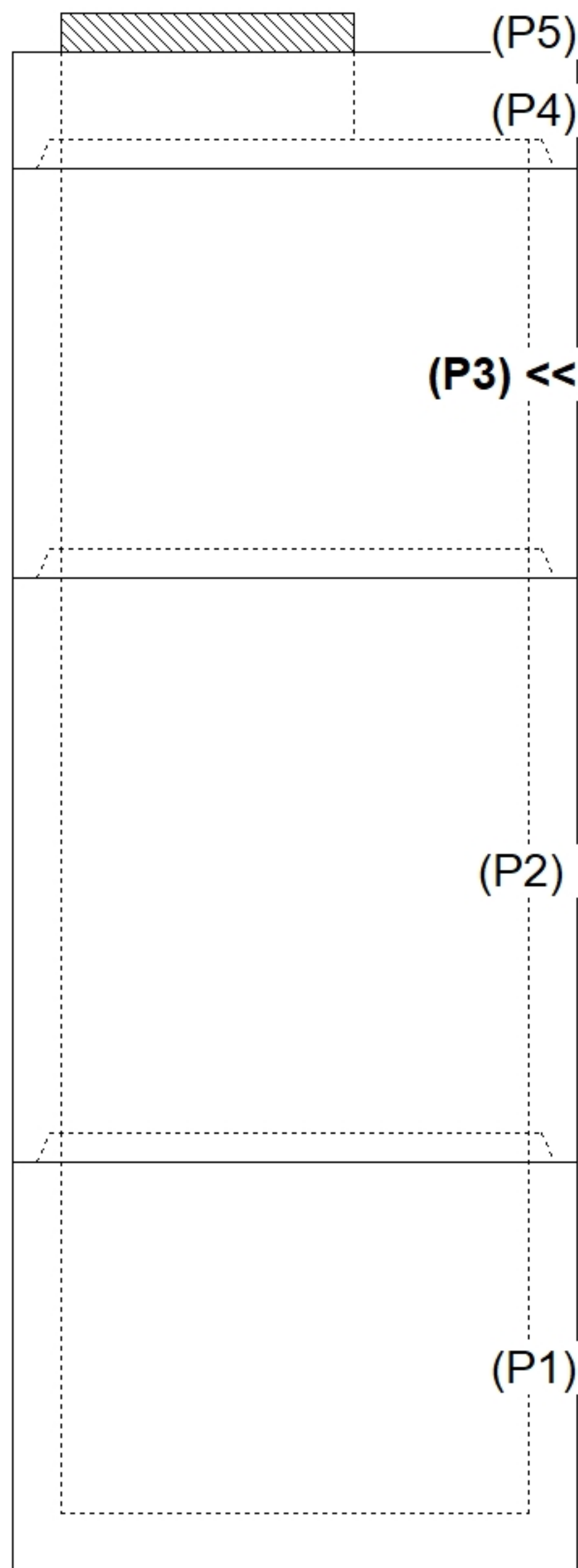
0 lb  
 1413 lb  
 2934 lb  
 3873 lb  
 3845 lb  
 0 lb  
 0 lb  
 0 lb  
 0 lb  
 0 lb  
 -----  
 Structure Total: 12066 lb

Structure Notes:  
 4" CASTING BY OTHERS  
  
 LIFT ANCHORS TO BE INSTALLED  
 ON THE OUTSIDE OF THE STRUCTURE  
  
 ICAST TO INSTALL THE INTERNALS  
  
 CONTECH'S LOGO AS WELL AS THE  
 INLET AND OUTLET MUST BE  
 STENCILED ONTO THE STRUCTURE  
  
 P1 BASE & P2 RISER TO BE MECHANICALLY  
 ATTACHED PRIOR TO INSTALL

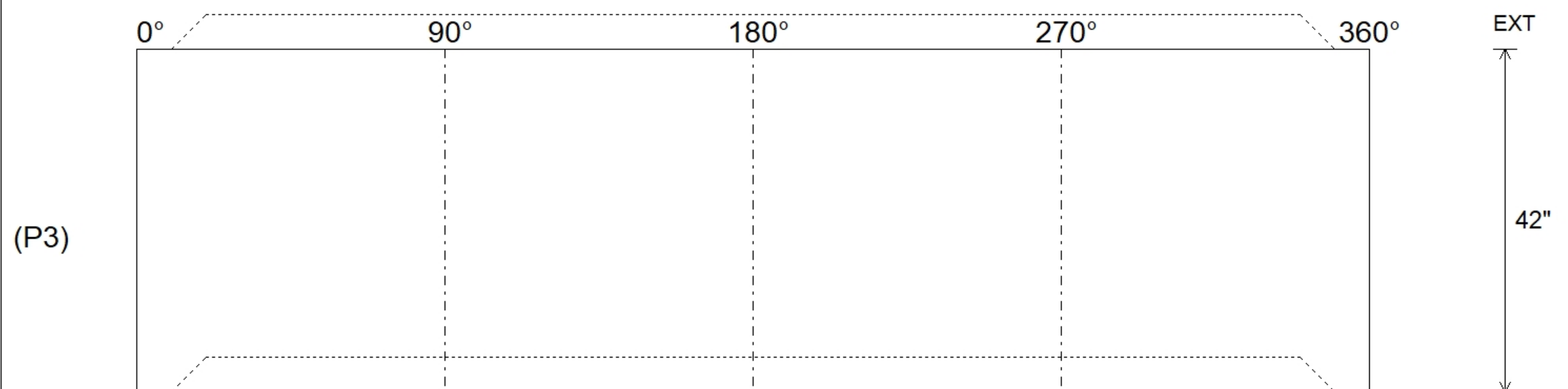
Rim: 1051.06' Rim to Invert: 8.93' Slack: 1.16" Sump: 48" Step Position:

Position	Elev	Angle	Ext. (cw)	Pipe	Pipe OD	Connector	Hole	Horz Size	Up ( )	Offset
Invert 1										
Invert 2										
Invert 3										
Invert 4										
Invert 5										
Invert 6										
Invert 7										
Invert 8										

**RIGHT-SIDE UP VIEW (int. dimensions)**



**INSIDE WALL DIMENSIONS**



Coating (Int):  
 Coating (Ext):

Seam Up: Tongue  
 Seam Dn: Groove

Wall Thickness: 5"  
 Floor Height: 0"

Height (Int): 42"  
 Height (Ext): 42"

Weight (Net): 2934 lb  
 Volume (Net): 0.75cu.yd