



Assembly/Submittal drawing



Production drawing

Job Number: 26-2256
 Part Ref.: P3
 Product Code: MH036RS24
 Weight: 1012 lb
 Production Date:
 Structure ID: 1
 Spec./Type: Storm-Pipe Centered Type: STM.MH
 Structure Size: 36"
 Station:
 Customer Name: ADS Advanced Drainage Systems, Inc.
 Project Name: 26-2256 ADS Iron Synergy Additions



Assembly/Submittal drawing



Production drawing

Job Number: 25-1684P11
 Part Ref.: P2
 Product Code: MH048CN36
 Weight: 3000 lb
 Production Date:
 Structure ID: **10+27 RT MH-A INLET 45A**
 Spec./Type: KYTC Type: MH A
 Structure Size: 48"
 Station:
 Customer Name: Cleary Construction, Inc.
 Project Name: 25-1684P11 KYTC Jefferson Co. Call 200 (251007)



Assembly/Submittal drawing



Production drawing

Job Number:	24-1164	
Part Ref.:	P2	
Product Code:	MH048CN24	
Weight:	1550 lb	
Production Date:		
Structure ID:	MH 2 (2+91)	
Spec./Type:	Storm-Pipe Centered	Type: STM.MH
Structure Size:	48"	
Station:		
Customer Name:	Core & Main LP (Lou)	
Project Name:	24-1164 Paddy's Run Flood PS	



Assembly/Submittal drawing



Production drawing

Job Number:	24-1164	
Part Ref.:	P2	
Product Code:	MH048CN36	
Weight:	3000 lb	
Production Date:		
Structure ID:	MH 1 (3+75)	
Spec./Type:	Storm-Pipe Centered	Type: STM.MH
Structure Size:	48"	
Station:		
Customer Name:	Core & Main LP (Lou)	
Project Name:	24-1164 Paddy's Run Flood PS	



Assembly/Submittal drawing



Production drawing

Job Number: 24-1164
 Part Ref.: P2
 Product Code: MH048LD12ECC
 Weight: 1561 lb
 Production Date:
 Structure ID: **MH 3 (2+08)**
 Spec./Type: Storm-Pipe Centered
 Structure Size: 48"
 Station:
 Customer Name: Core & Main LP (Lou)
 Project Name: 24-1164 Paddy's Run Flood PS

Type: STM.MH



Assembly/Submittal drawing



Production drawing

Job Number:	26-1075	
Part Ref.:	P2	
Product Code:	MH048LD12ECC	
Weight:	1561 lb	
Production Date:		
Structure ID:	JB 2 (1)	
Spec./Type:	Storm	Type: Junction Box
Structure Size:	48"	
Station:		
Customer Name:	Stewart Richey	
Project Name:	26-1075 - Walmart Fuel Station 00674-1008	




Assembly/Submittal drawing



Production drawing

Job Number: 26-2255
Part Ref.: P1
Product Code: MH048LD07S
Weight: 1286 lb
Production Date:
Structure ID: **S4 Top Slab**
Spec./Type: Storm-Pipe Centered Type: STM.MH
Structure Size: 48"
Station:
Customer Name: ADS Advanced Drainage Systems, Inc.
Project Name: 26-2255 ADS 2707 Memorial Blvd




Assembly/Submittal drawing




Production drawing

Job Number: 25-2422
 Part Ref.: P1
 Product Code: MH048BA30CDARED
 Weight: 3330 lb
 Production Date:
 Structure ID: **A-9**
 Spec./Type: Sanitary Type: SAN.MH w/ConBlock-CDA Red
 Structure Size: 48"
 Station:
 Customer Name: Byard Construction, LLC
 Project Name: 25-2422 - Woodland Springs Section 3 (Sanitary)



Assembly/Submittal drawing



Production drawing

Job Number: 25-2422
 Part Ref.: P1
 Product Code: MH048BA24CDARED
 Weight: 2911 lb
 Production Date:
 Structure ID: **A-8**
 Spec./Type: Sanitary Type: SAN.MH w/ConBlock-CDA Red
 Structure Size: 48"
 Station:
 Customer Name: Byard Construction, LLC
 Project Name: 25-2422 - Woodland Springs Section 3 (Sanitary)



Assembly/Submittal drawing



Production drawing

Job Number: 25-2422
 Part Ref.: P1
 Product Code: MH048BA36CDARED
 Weight: 3749 lb
 Production Date:
 Structure ID: **A-7**
 Spec./Type: Sanitary Type: SAN.MH w/ConBlock-CDA Red
 Structure Size: 48"
 Station:
 Customer Name: Byard Construction, LLC
 Project Name: 25-2422 - Woodland Springs Section 3 (Sanitary)



Assembly/Submittal drawing



Production drawing

Job Number: 25-2422
 Part Ref.: P2
 Product Code: MH048RS60SCDR
 Weight: 4170 lb
 Production Date:
 Structure ID: **A-7**
 Spec./Type: Sanitary Type: SAN.MH w/ConBlock-CDA Red
 Structure Size: 48"
 Station:
 Customer Name: Byard Construction, LLC
 Project Name: 25-2422 - Woodland Springs Section 3 (Sanitary)



Assembly/Submittal drawing



Production drawing

Job Number: 25-2422
 Part Ref.: P2
 Product Code: MH048RS48CDARED
 Weight: 3353 lb
 Production Date:
 Structure ID: **A-6**
 Spec./Type: Sanitary Type: SAN.MH w/ConBlock-CDA Red
 Structure Size: 48"
 Station:
 Customer Name: Byard Construction, LLC
 Project Name: 25-2422 - Woodland Springs Section 3 (Sanitary)



Assembly/Submittal drawing



Production drawing

Job Number: 25-3118
 Part Ref.: P3
 Product Code: MH048RS48
 Weight: 3353 lb
 Production Date:
 Structure ID: **2301565**
 Spec./Type: Sanitary Type: SAN.MH Transition w/Ext. Drop
 Structure Size: 60"
 Station:
 Customer Name: Lykins Contracting
 Project Name: 25-3118 - W6 Ph 2-C Force Main Improvements



Assembly/Submittal drawing



Production drawing

Job Number:	26-2390	
Part Ref.:	P1	
Product Code:	MH048BA36	
Weight:	3845 lb	
Production Date:		
Structure ID:	10-CS-4	
Spec./Type:	Storm-Pipe Centered	Type: STM.MH
Structure Size:	48"	
Station:		
Customer Name:	Contech Engineering Solutions	
Project Name:	26-2380 902433 Security Bank	



Assembly/Submittal drawing



Production drawing

Job Number:	26-2390	
Part Ref.:	P2	
Product Code:	MH048RS60S	
Weight:	3873 lb	
Production Date:		
Structure ID:	10-CS-4	
Spec./Type:	Storm-Pipe Centered	Type: STM.MH
Structure Size:	48"	
Station:		
Customer Name:	Contech Engineering Solutions	
Project Name:	26-2380 902433 Security Bank	



Assembly/Submittal drawing



Production drawing

Job Number:	26-2390	
Part Ref.:	P3	
Product Code:	MH048RS42	
Weight:	2934 lb	
Production Date:		
Structure ID:	10-CS-4	
Spec./Type:	Storm-Pipe Centered	Type: STM.MH
Structure Size:	48"	
Station:		
Customer Name:	Contech Engineering Solutions	
Project Name:	26-2380 902433 Security Bank	



Assembly/Submittal drawing



Production drawing

Job Number: 26-1694
 Part Ref.: P1
 Product Code: MH048BA24CDARED
 Weight: 2959 lb
 Production Date:
 Structure ID: **MH-A0-2 SS-MH**
 Spec./Type: Sanitary Type: SAN.MH w/ConBlock-CDA Red
 Structure Size: 48"
 Station:
 Customer Name: Hayes Pipe Supply
 Project Name: 26-1694 1212 Baptist World Center Dr



Assembly/Submittal drawing



Production drawing

Job Number: 26-1694
 Part Ref.: P2
 Product Code: MH048RS24CDARED
 Weight: 1677 lb
 Production Date:
 Structure ID: **MH-A0-2 SS-MH**
 Spec./Type: Sanitary Type: SAN.MH w/ConBlock-CDA Red
 Structure Size: 48"
 Station:
 Customer Name: Hayes Pipe Supply
 Project Name: 26-1694 1212 Baptist World Center Dr



Assembly/Submittal drawing



Production drawing

Job Number:	23-2792	
Part Ref.:	P1	
Product Code:	MH048BA30	
Weight:	3097 lb	
Production Date:		
Structure ID:	STM-C5	
Spec./Type:	Storm	Type: STM.MH (Recessed pipe)
Structure Size:	48"	
Station:		
Customer Name:	Stewart Richey	
Project Name:	23-2792 - Teal Dr. Development	



Assembly/Submittal drawing



Production drawing

Job Number:	23-2792	
Part Ref.:	P2	
Product Code:	MH048LD12S	
Weight:	1350 lb	
Production Date:		
Structure ID:	STM-C5	
Spec./Type:	Storm	Type: STM.MH (Recessed pipe)
Structure Size:	48"	
Station:		
Customer Name:	Stewart Richey	
Project Name:	23-2792 - Teal Dr. Development	



Assembly/Submittal drawing



Production drawing

Job Number:	25-2511B	
Part Ref.:	P1	
Product Code:	MH048BA72	
Weight:	5292 lb	
Production Date:		
Structure ID:	AI	
Spec./Type:	Storm	Type: STM.MH
Structure Size:	48"	
Station:		
Customer Name:	Byard Construction, LLC	
Project Name:	25-2511B - Blue Sky Sec 1 (Storm)	



Assembly/Submittal drawing



Production drawing

Job Number:	25-2511B	
Part Ref.:	P1	
Product Code:	MH048BAVF	
Weight:	3353 lb	
Production Date:		
Structure ID:	AG	
Spec./Type:	Storm	Type: STM.MH
Structure Size:	48"	
Station:		
Customer Name:	Byard Construction, LLC	
Project Name:	25-2511B - Blue Sky Sec 1 (Storm)	



Assembly/Submittal drawing



Production drawing

Job Number:	25-2511B	
Part Ref.:	P1	
Product Code:	MH048BA42	
Weight:	3870 lb	
Production Date:		
Structure ID:	AA	
Spec./Type:	Storm	Type: STM.MH (Recessed pipe)
Structure Size:	48"	
Station:		
Customer Name:	Byard Construction, LLC	
Project Name:	25-2511B - Blue Sky Sec 1 (Storm)	



Assembly/Submittal drawing



Production drawing

Job Number: 26-1322B
Part Ref.: P1
Product Code: MH048BAVF
Weight: 4396 lb
Production Date:
Structure ID: **153-90 SS-MH**
Spec./Type: Sanitary Type: SAN.MH
Structure Size: 48"
Station:
Customer Name: Cumberland Pipeline LLC
Project Name: 26-1322B - KYTC Warren Co Call 104 (261503)



Assembly/Submittal drawing



Production drawing

Job Number: 26-1322B
Part Ref.: P1
Product Code: MH048BA42
Weight: 4487 lb
Production Date:
Structure ID: **155-92 SS-MH**
Spec./Type: Sanitary Type: SAN.MH
Structure Size: 48"
Station:
Customer Name: Cumberland Pipeline LLC
Project Name: 26-1322B - KYTC Warren Co Call 104 (261503)



Assembly/Submittal drawing



Production drawing

Job Number: 26-1322B
Part Ref.: P1
Product Code: MH048BAVF
Weight: 4257 lb
Production Date:
Structure ID: **154-91 SS-MH**
Spec./Type: Sanitary Type: SAN.MH
Structure Size: 48"
Station:
Customer Name: Cumberland Pipeline LLC
Project Name: 26-1322B - KYTC Warren Co Call 104 (261503)



Assembly/Submittal drawing



Production drawing

Job Number: 23-2792
 Part Ref.: P2
 Product Code: MH060LD13-30SQ
 Weight: 2400 lb
 Production Date:
 Structure ID: **STM-C3**
 Spec./Type: Storm Type: STM.MH
 Structure Size: 60"
 Station:
 Customer Name: Stewart Richey
 Project Name: 23-2792 - Teal Dr. Development



Assembly/Submittal drawing




Production drawing

Job Number: 26-1227
 Part Ref.: P2
 Product Code: MH060LD08
 Weight: 2429 lb
 Production Date:
 Structure ID: **103-13 MHJ**
 Spec./Type: INDOT
 Structure Size: 60"
 Station:
 Customer Name: Russell's Excavating
 Project Name: 26-1227 - Project Colt

Type: INDOT MH J



Assembly/Submittal drawing



Production drawing

Job Number: 23-2792
 Part Ref.: P1
 Product Code: MH060BAVF
 Weight: 8469 lb
 Production Date:
 Structure ID: **STM-C3**
 Spec./Type: Storm
 Structure Size: 60"
 Station:
 Customer Name: Stewart Richey
 Project Name: 23-2792 - Teal Dr. Development

Type: STM.MH



Assembly/Submittal drawing




Production drawing

Job Number: 26-1227
 Part Ref.: P1
 Product Code: MH060BA60
 Weight: 7517 lb
 Production Date:
 Structure ID: **101-11 MHJ**
 Spec./Type: INDOT
 Structure Size: 60"
 Station:
 Customer Name: Russell's Excavating
 Project Name: 26-1227 - Project Colt

Type: INDOT MH J



Assembly/Submittal drawing



Production drawing

Job Number: 26-1227
 Part Ref.: P1
 Product Code: MH060BAVF
 Weight: 7193 lb
 Production Date:
 Structure ID: **303-5 MHJ**
 Spec./Type: INDOT
 Structure Size: 60"
 Station:
 Customer Name: Russell's Excavating
 Project Name: 26-1227 - Project Colt

Type: INDOT MH J



Assembly/Submittal drawing



Production drawing

Job Number:	26-2366	
Part Ref.:	P3	
Product Code:	MH072RS60	
Weight:	8747 lb	
Production Date:		
Structure ID:	10-CS-6	
Spec./Type:	Storm-Pipe Centered	Type: STM.MH
Structure Size:	72"	
Station:		
Customer Name:	Contech Engineering Solutions	
Project Name:	26-2366 840323 Churchill Downs Skye Terrace Improvements	



Assembly/Submittal drawing



Production drawing

Job Number: 26-1227
 Part Ref.: P2
 Product Code: MH072TS15-48ECC
 Weight: 3864 lb
 Production Date:
 Structure ID: **108-18 MHK**
 Spec./Type: INDOT
 Structure Size: 72"
 Station:
 Customer Name: Russell's Excavating
 Project Name: 26-1227 - Project Colt

Type: INDOT MH K - TRANS



Assembly/Submittal drawing



Production drawing

Job Number: 25-2073
 Part Ref.: P1
 Product Code: BC048024-08WLF
 Weight: 8152 lb
 Production Date:
 Structure ID: **BC 4 x 2 (PC 14)**
 Spec./Type: Box Culvert Type: Box Culvert (08W/08F/08T) No Haunch
 Structure Size: 48" x 24"
 Station:
 Customer Name: Bowen Engineering Corporation
 Project Name: 25-2073 - Alcoa Outfall



Assembly/Submittal drawing




Production drawing

Job Number:	23-2792	
Part Ref.:	P1	
Product Code:	BX28640606-VH	
Weight:	4415 lb	
Production Date:		
Structure ID:	STM-D5	
Spec./Type:	Storm	Type: BX 6inW, 6inF
Structure Size:	28" x 64"	
Station:		
Customer Name:	Stewart Richey	
Project Name:	23-2792 - Teal Dr. Development	



Assembly/Submittal drawing



Production drawing

Job Number:	23-2792	
Part Ref.:	P1	
Product Code:	BX28280606VH	
Weight:	2531 lb	
Production Date:		
Structure ID:	STM-C6	
Spec./Type:	Storm	Type: BX 6inW, 6inF
Structure Size:	28" x 28"	
Station:		
Customer Name:	Stewart Richey	
Project Name:	23-2792 - Teal Dr. Development	



Assembly/Submittal drawing



Production drawing

Job Number:	23-2792	
Part Ref.:	P1	
Product Code:	BX3030-06VH	
Weight:	2609 lb	
Production Date:		
Structure ID:	STM-A5	
Spec./Type:	Storm	Type: BX 6inW, 6inF
Structure Size:	30" x 30"	
Station:		
Customer Name:	Stewart Richey	
Project Name:	23-2792 - Teal Dr. Development	



Assembly/Submittal drawing



Production drawing

Job Number: 25-2511B
 Part Ref.: P1
 Product Code: BX28108-06W06F-BAVF
 Weight: 8220 lb
 Production Date:
 Structure ID: Y
 Spec./Type: Storm Type: BX 6inW, 6inF
 Structure Size: 28" x 108"
 Station:
 Customer Name: Byard Construction, LLC
 Project Name: 25-2511B - Blue Sky Sec 1 (Storm)




Assembly/Submittal drawing



Production drawing

Job Number:	26-1430	
Part Ref.:	P1	
Product Code:	BX3030-06BA18	
Weight:	2077 lb	
Production Date:		
Structure ID:	BE-8	
Spec./Type:	Storm	Type: BX 6inW, 6inF
Structure Size:	30" x 30"	
Station:		
Customer Name:	Winwater Hartford KY Co.	
Project Name:	26-1430 Commercial Strip Center at Gateway Commons	



Assembly/Submittal drawing



Production drawing

Job Number: 26-1141
 Part Ref.: P1
 Product Code: BX2424-08BAVF
 Weight: 3052 lb
 Production Date:
 Structure ID: **B02 (11)**
 Spec./Type: KYTC Type: CBI TYPE B (10')
 Structure Size: 24" x 24"
 Station:
 Customer Name: Mick-Murf Construction Inc.
 Project Name: 26-1141 - KYTC Warren Co (261106)



Assembly/Submittal drawing



Production drawing

Job Number:	25-4299	
Part Ref.:	P1	
Product Code:	BX2424-08BAVF	
Weight:	3603 lb	
Production Date:		
Structure ID:	C7	
Spec./Type:	MSD	Type: CB SINGLE
Structure Size:	24" x 24"	
Station:		
Customer Name:	Dan Cristiani Excavating Co. Inc.	
Project Name:	25-4299 - Seneca High School	



Assembly/Submittal drawing



Production drawing

Job Number: 23-2792
 Part Ref.: P3
 Product Code: GR30x30x6x3
 Weight: 217 lb
 Production Date:
 Structure ID: **STM-C5**
 Spec./Type: Storm Type: STM.MH (Recessed pipe)
 Structure Size: 48"
 Station:
 Customer Name: Stewart Richey
 Project Name: 23-2792 - Teal Dr. Development



Assembly/Submittal drawing



Production drawing

Job Number:	23-2792	
Part Ref.:	P1	
Product Code:	HWAW15F	
Weight:	1334 lb	
Production Date:		
Structure ID:	STM-E1	
Spec./Type:	HEADWALLS	Type: HW AW
Structure Size:	15"	
Station:		
Customer Name:	Stewart Richey	
Project Name:	23-2792 - Teal Dr. Development	



Assembly/Submittal drawing



Production drawing

Job Number: 26-1763
 Part Ref.: P1
 Product Code: BX048108-08BAVF
 Weight: 21887 lb
 Production Date:
 Structure ID: **QL2 MV**
 Spec./Type: Vaults Type: Meter Vault 8inW, 8inF
 Structure Size: 48" x 108"
 Station:
 Customer Name: West Kentucky Industrial & Plumbing
 Project Name: 26-1763 - MSU Commons Vault



Assembly/Submittal drawing



Production drawing

Job Number: 25-2397B
 Part Ref.: P2
 Product Code: CFB
 Weight: 1094 lb
 Production Date:
 Structure ID: **MH 1**
 Spec./Type: Sanitary Type: SAN.MH Trans. (OPEN BTM)
 Structure Size: 72"
 Station:
 Customer Name: Gary Clifford
 Project Name: 25-2397B - Sandy Springs Section 2 Sanitary



Assembly/Submittal drawing



Production drawing

Job Number: 25-2511B
Part Ref.: P1
Product Code: BX2828-06BA36
Weight: 3043 lb
Production Date:
Structure ID: **V**
Spec./Type: Storm Type: BX 6inW, 6inF
Structure Size: 28" x 28"
Station:
Customer Name: Byard Construction, LLC
Project Name: 25-2511B - Blue Sky Sec 1 (Storm)



Assembly/Submittal drawing



Production drawing

Job Number:	26-1230	
Part Ref.:	P1	
Product Code:	BX3072-06BAVF	
Weight:	4417 lb	
Production Date:		
Structure ID:	6	
Spec./Type:	Vaults	Type: Vault 6inW, 6inF
Structure Size:	30" x 72"	
Station:		
Customer Name:	Endesol, Inc.	
Project Name:	26-1230 - Wheelwright WWTP & LS Improvements	



Assembly/Submittal drawing



Production drawing

Job Number:	26-1230	
Part Ref.:	P1	
Product Code:	BX118118-08BAVF	
Weight:	36203 lb	
Production Date:		
Structure ID:	3	
Spec./Type:	Vaults	Type: Vault 8inW, 8inF
Structure Size:	118" x 118"	
Station:		
Customer Name:	Endesol, Inc.	
Project Name:	26-1230 - Wheelwright WWTP & LS Improvements	



Assembly/Submittal drawing



Production drawing

Job Number: 26-1618
Part Ref.: P2
Product Code: CVR
Weight: 8802 lb
Production Date:
Structure ID: **2-61618 2**
Spec./Type: Storm-Pipe Centered Type: BX 6inW, 6inF
Structure Size: 50" x 252"
Station:
Customer Name: Endesol, Inc.
Project Name: 26-1618 - 4-23 691254775