




Assembly/Submittal drawing



Production drawing

Job Number:	26-2037	
Part Ref.:	P2	
Product Code:	MH120RS96	
Weight:	34322 lb	
Production Date:		
Structure ID:	15-CS-10	
Spec./Type:	Storm-Pipe Centered	Type: STM.MH
Structure Size:	120"	
Station:		
Customer Name:	Contech Engineering Solutions	
Project Name:	26-2037 830068 Marketplace	



Assembly/Submittal drawing



Production drawing

Job Number: 26-2037
 Part Ref.: P4
 Product Code: MH120LD18SP
 Weight: 16223 lb
 Production Date:
 Structure ID: **15-CS-10**
 Spec./Type: Storm-Pipe Centered
 Structure Size: 120"
 Station:
 Customer Name: Contech Engineering Solutions
 Project Name: 26-2037 830068 Marketplace

Type: STM.MH



Assembly/Submittal drawing



Production drawing

Job Number: 25-1145
 Part Ref.: P1
 Product Code: MH048BA24CDARED
 Weight: 2911 lb
 Production Date:
 Structure ID: **MH-A5 BASE**
 Spec./Type: Sanitary Type: SAN.MH w/ConBlock-CDA Red
 Structure Size: 48"
 Station:
 Customer Name: Elite Constructors, Inc.
 Project Name: 25-1145 - 7959 Poplar Creek



Assembly/Submittal drawing



Production drawing

Job Number: 26-1219
 Part Ref.: P2
 Product Code: MH048RS60CDARED
 Weight: 4192 lb
 Production Date:
 Structure ID: **3-7 SS-MH**
 Spec./Type: Sanitary Type: SAN.MH w/ConBlock-CDA Red
 Structure Size: 48"
 Station:
 Customer Name: Hayes Pipe Supply
 Project Name: 26-1219 - 1662 Pinkerton Road



Assembly/Submittal drawing



Production drawing

Job Number: 26-1219
Part Ref.: P2
Product Code: MH048RS60CDARED
Weight: 4192 lb
Production Date:
Structure ID: **2-6 SS-MH**
Spec./Type: Sanitary Type: SAN.MH w/ConBlock-CDA Red
Structure Size: 48"
Station:
Customer Name: Hayes Pipe Supply
Project Name: 26-1219 - 1662 Pinkerton Road



Assembly/Submittal drawing



Production drawing

Job Number: 26-1227
 Part Ref.: P3
 Product Code: MH048RSVF
 Weight: 1583 lb
 Production Date:
 Structure ID: **108-18 MHK**
 Spec./Type: INDOT
 Structure Size: 72"
 Station:
 Customer Name: Russell's Excavating
 Project Name: 26-1227 - Project Colt

Type: INDOT MH K - TRANS



Assembly/Submittal drawing



Production drawing

Job Number: 26-1227
 Part Ref.: P3
 Product Code: MH048RS72S
 Weight: 5006 lb
 Production Date:
 Structure ID: **102-12 MHJ**
 Spec./Type: INDOT
 Structure Size: 60"
 Station:
 Customer Name: Russell's Excavating
 Project Name: 26-1227 - Project Colt

Type: INDOT MH J



Assembly/Submittal drawing





Production drawing

Job Number: 26-1227
 Part Ref.: P1
 Product Code: MH048BA36
 Weight: 3451 lb
 Production Date:
 Structure ID: **301-8 MHC**
 Spec./Type: INDOT
 Structure Size: 48"
 Station:
 Customer Name: Russell's Excavating
 Project Name: 26-1227 - Project Colt

Type: INDOT MH C




Assembly/Submittal drawing




Production drawing

Job Number: 26-1227
 Part Ref.: P1
 Product Code: MH048BAVF
 Weight: 5646 lb
 Production Date:
 Structure ID: **302-7 MHC**
 Spec./Type: INDOT
 Structure Size: 48"
 Station:
 Customer Name: Russell's Excavating
 Project Name: 26-1227 - Project Colt

Type: INDOT MH C



Assembly/Submittal drawing



Production drawing

Job Number:	25-2952	
Part Ref.:	P2	
Product Code:	MH048LD12ECC	
Weight:	1561 lb	
Production Date:		
Structure ID:	126	
Spec./Type:	KYTC	Type: MH A
Structure Size:	48"	
Station:		
Customer Name:	Louisville Paving and Construction	
Project Name:	25-2952 - KYTC Jefferson Co Call 106 (251315)	



Assembly/Submittal drawing



Production drawing

Job Number:	25-4299	
Part Ref.:	P2	
Product Code:	MH048LD07-18X18	
Weight:	1362 lb	
Production Date:		
Structure ID:	I1	
Spec./Type:	MSD	Type: Yard Drain
Structure Size:	48"	
Station:		
Customer Name:	Dan Cristiani Excavating Co. Inc.	
Project Name:	25-4299 - Seneca High School	




Assembly/Submittal drawing



Production drawing

Job Number:	25-4279	
Part Ref.:	P3	
Product Code:	MH048LD12ECC	
Weight:	1561 lb	
Production Date:		
Structure ID:	90+66 ARV	
Spec./Type:	Sanitary	Type: Air Release MH
Structure Size:	48"	
Station:		
Customer Name:	CITCO Water	
Project Name:	25-4279 - KYTC Christian Co (251031)	



Assembly/Submittal drawing



Production drawing

Job Number:	25-4279	
Part Ref.:	P3	
Product Code:	MH048LD12ECC	
Weight:	1561 lb	
Production Date:		
Structure ID:	85+24 ARV	
Spec./Type:	Sanitary	Type: Air Release MH
Structure Size:	48"	
Station:		
Customer Name:	CITCO Water	
Project Name:	25-4279 - KYTC Christian Co (251031)	



Assembly/Submittal drawing



Production drawing

Job Number:	25-2952	
Part Ref.:	P1	
Product Code:	MH048BAVF	
Weight:	3562 lb	
Production Date:		
Structure ID:	126	
Spec./Type:	KYTC	Type: MH A
Structure Size:	48"	
Station:		
Customer Name:	Louisville Paving and Construction	
Project Name:	25-2952 - KYTC Jefferson Co Call 106 (251315)	



Assembly/Submittal drawing



Production drawing

Job Number:	25-4279	
Part Ref.:	P2	
Product Code:	MH048DHVF	
Weight:	2580 lb	
Production Date:		
Structure ID:	96+65 ARV	
Spec./Type:	Sanitary	Type: Air Release MH
Structure Size:	48"	
Station:		
Customer Name:	CITCO Water	
Project Name:	25-4279 - KYTC Christian Co (251031)	



Assembly/Submittal drawing



Production drawing

Job Number:	25-4279	
Part Ref.:	P2	
Product Code:	MH048DHVF	
Weight:	2367 lb	
Production Date:		
Structure ID:	93+36 ARV	
Spec./Type:	Sanitary	Type: Air Release MH
Structure Size:	48"	
Station:		
Customer Name:	CITCO Water	
Project Name:	25-4279 - KYTC Christian Co (251031)	



Assembly/Submittal drawing



Production drawing

Job Number: 26-1219
 Part Ref.: P1
 Product Code: MH048BA30CDARED
 Weight: 3282 lb
 Production Date:
 Structure ID: **5-9 SS-MH**
 Spec./Type: Sanitary Type: SAN.MH w/ConBlock-CDA Red
 Structure Size: 48"
 Station:
 Customer Name: Hayes Pipe Supply
 Project Name: 26-1219 - 1662 Pinkerton Road



Assembly/Submittal drawing




Production drawing

Job Number: 26-1219
 Part Ref.: P1
 Product Code: MH048BA36CDARED
 Weight: 3749 lb
 Production Date:
 Structure ID: **4-8 SS-MH**
 Spec./Type: Sanitary Type: SAN.MH w/ConBlock-CDA Red
 Structure Size: 48"
 Station:
 Customer Name: Hayes Pipe Supply
 Project Name: 26-1219 - 1662 Pinkerton Road



Assembly/Submittal drawing



Production drawing

Job Number: 26-1219
 Part Ref.: P3
 Product Code: MH048CCN36CDARED
 Weight: 2251 lb
 Production Date:
 Structure ID: **2-6 SS-MH**
 Spec./Type: Sanitary Type: SAN.MH w/ConBlock-CDA Red
 Structure Size: 48"
 Station:
 Customer Name: Hayes Pipe Supply
 Project Name: 26-1219 - 1662 Pinkerton Road



Assembly/Submittal drawing



Production drawing

Job Number: 26-1219
 Part Ref.: P2
 Product Code: MH048RS24CDARED
 Weight: 1677 lb
 Production Date:
 Structure ID: **1-5 SS-MH**
 Spec./Type: Sanitary Type: SAN.MH w/ConBlock-CDA Red
 Structure Size: 48"
 Station:
 Customer Name: Hayes Pipe Supply
 Project Name: 26-1219 - 1662 Pinkerton Road



Assembly/Submittal drawing



Production drawing

Job Number: 25-3452
 Part Ref.: P2
 Product Code: MH048LD12S
 Weight: 1629 lb
 Production Date:
 Structure ID: **S205**
 Spec./Type: Storm Type: STM.MH (Recessed pipe)
 Structure Size: 48"
 Station:
 Customer Name: Louisville Paving and Construction
 Project Name: 25-3452 - Churchill Downs Skye Terrace Improvements



Assembly/Submittal drawing



Production drawing

Job Number:	25-3452	
Part Ref.:	P2	
Product Code:	MH048LD07S	
Weight:	950 lb	
Production Date:		
Structure ID:	S202	
Spec./Type:	Storm	Type: STM.MH (Recessed pipe)
Structure Size:	48"	
Station:		
Customer Name:	Louisville Paving and Construction	
Project Name:	25-3452 - Churchill Downs Skye Terrace Improvements	



Assembly/Submittal drawing




Production drawing

Job Number: 25-3452
 Part Ref.: P1
 Product Code: MH048BAVF
 Weight: 3534 lb
 Production Date:
 Structure ID: **S215**
 Spec./Type: Storm Type: STM.MH (Recessed pipe)
 Structure Size: 48"
 Station:
 Customer Name: Louisville Paving and Construction
 Project Name: 25-3452 - Churchill Downs Skye Terrace Improvements



Assembly/Submittal drawing



Production drawing

Job Number: 25-3452
 Part Ref.: P1
 Product Code: MH048BAVF
 Weight: 5113 lb
 Production Date:
 Structure ID: **S306**
 Spec./Type: Storm Type: STM.MH (Recessed pipe)
 Structure Size: 48"
 Station:
 Customer Name: Louisville Paving and Construction
 Project Name: 25-3452 - Churchill Downs Skye Terrace Improvements



Assembly/Submittal drawing



Production drawing

Job Number:	25-1431	
Part Ref.:	P2	
Product Code:	MH048CN42-S	
Weight:	3000 lb	
Production Date:		
Structure ID:	SSMH-268	
Spec./Type:	Sanitary	Type: SAN.MH
Structure Size:	48"	
Station:		
Customer Name:	Winwater Hartford KY Co.	
Project Name:	25-1431 - Georgetown Commons	



Assembly/Submittal drawing



Production drawing

Job Number: 25-1431
 Part Ref.: P2
 Product Code: MH048RS60S
 Weight: 4192 lb
 Production Date:
 Structure ID: **SSMH-285**
 Spec./Type: Sanitary Type: SAN.MH
 Structure Size: 48"
 Station:
 Customer Name: Winwater Hartford KY Co.
 Project Name: 25-1431 - Georgetown Commons



Assembly/Submittal drawing



Production drawing

Job Number:	25-4299	
Part Ref.:	P1	
Product Code:	MH048BAVF	
Weight:	3119 lb	
Production Date:		
Structure ID:	I1	
Spec./Type:	MSD	Type: Yard Drain
Structure Size:	48"	
Station:		
Customer Name:	Dan Cristiani Excavating Co. Inc.	
Project Name:	25-4299 - Seneca High School	



Assembly/Submittal drawing



Production drawing

Job Number:	25-4299	
Part Ref.:	P1	
Product Code:	MH048BAVF	
Weight:	2895 lb	
Production Date:		
Structure ID:	D2	
Spec./Type:	MSD	Type: Yard Drain
Structure Size:	48"	
Station:		
Customer Name:	Dan Cristiani Excavating Co. Inc.	
Project Name:	25-4299 - Seneca High School	



Assembly/Submittal drawing





Production drawing

Job Number: 24-3511
 Part Ref.: P2
 Product Code: MH060RS48
 Weight: 5011 lb
 Production Date:
 Structure ID: **JB5 - add 48in HT Riser**
 Spec./Type: Storm Type: STM.MH
 Structure Size: 60"
 Station:
 Customer Name: Covenant Constructors, LLC
 Project Name: 24-3511 Coles Ferry Section 18 & 19



Assembly/Submittal drawing



Production drawing

Job Number: 25-4279
 Part Ref.: P2
 Product Code: MH060LD13SCDARED
 Weight: 1993 lb
 Production Date:
 Structure ID: **VV**
 Spec./Type: Vaults-Xypex Type: Valve Vault w/ConBlock-CDA Red
 Structure Size: 60"
 Station:
 Customer Name: CITCO Water
 Project Name: 25-4279 - KYTC Christian Co (251031)



Assembly/Submittal drawing



Production drawing

Job Number:	25-3118	
Part Ref.:	P2	
Product Code:	MH060TS15-48ECC	
Weight:	2204 lb	
Production Date:		
Structure ID:	2301535	
Spec./Type:	Sanitary	Type: SAN.MH Transition
Structure Size:	60"	
Station:		
Customer Name:	Lykins Contracting	
Project Name:	25-3118 - W6 Ph 2-C Force Main Improvements	



Assembly/Submittal drawing



Production drawing

Job Number:	25-3118	
Part Ref.:	P2	
Product Code:	MH060R60	
Weight:	6235 lb	
Production Date:		
Structure ID:	2301542	
Spec./Type:	Sanitary	Type: SAN.MH Transition w/Ext. Drop
Structure Size:	60"	
Station:		
Customer Name:	Lykins Contracting	
Project Name:	25-3118 - W6 Ph 2-C Force Main Improvements	



Assembly/Submittal drawing



Production drawing

Job Number:	25-3118	
Part Ref.:	P1	
Product Code:	MH060BAVF	
Weight:	8534 lb	
Production Date:		
Structure ID:	2301536	
Spec./Type:	Sanitary	Type: SAN.MH Transition
Structure Size:	60"	
Station:		
Customer Name:	Lykins Contracting	
Project Name:	25-3118 - W6 Ph 2-C Force Main Improvements	



Assembly/Submittal drawing



Production drawing

Job Number: 26-1227
 Part Ref.: P1
 Product Code: MH072BAVF
 Weight: 11857 lb
 Production Date:
 Structure ID: **109-19 MHK**
 Spec./Type: INDOT
 Structure Size: 72"
 Station:
 Customer Name: Russell's Excavating
 Project Name: 26-1227 - Project Colt

Type: INDOT MH K



Assembly/Submittal drawing



Production drawing

Job Number: 25-3452
 Part Ref.: P1
 Product Code: MH072BA84
 Weight: 13953 lb
 Production Date:
 Structure ID: **S301**
 Spec./Type: Storm Type: STM.MH (Recessed pipe)
 Structure Size: 72"
 Station:
 Customer Name: Louisville Paving and Construction
 Project Name: 25-3452 - Churchill Downs Skye Terrace Improvements



Assembly/Submittal drawing




Production drawing

Job Number:	25-3118	
Part Ref.:	P2	
Product Code:	MH072TS15-48ECC	
Weight:	3864 lb	
Production Date:		
Structure ID:	2301532	
Spec./Type:	Sanitary	Type: SAN.MH Transition
Structure Size:	72"	
Station:		
Customer Name:	Lykins Contracting	
Project Name:	25-3118 - W6 Ph 2-C Force Main Improvements	



Assembly/Submittal drawing



Production drawing

Job Number:	26-2324	
Part Ref.:	P2	
Product Code:	MH096RS72	
Weight:	17043 lb	
Production Date:		
Structure ID:	10-CS-8	
Spec./Type:	Storm-Pipe Centered	Type: STM.MH
Structure Size:	96"	
Station:		
Customer Name:	Contech Engineering Solutions	
Project Name:	26-2324 880717 Shepper & Converse Ave	



Assembly/Submittal drawing



Production drawing

Job Number:	26-2037	
Part Ref.:	P4	
Product Code:	MH096LD18SP	
Weight:	10017 lb	
Production Date:		
Structure ID:	20-CS-8	
Spec./Type:	Storm-Pipe Centered	Type: STM.MH
Structure Size:	96"	
Station:		
Customer Name:	Contech Engineering Solutions	
Project Name:	26-2037 830068 Marketplace	



Assembly/Submittal drawing



Production drawing

Job Number: 25-2073
 Part Ref.: P1
 Product Code: BC048024-08WLF
 Weight: 8152 lb
 Production Date:
 Structure ID: **BC 4 x 2 (PC 3)**
 Spec./Type: Box Culvert Type: Box Culvert (08W/08F/08T) No Haunch
 Structure Size: 48" x 24"
 Station:
 Customer Name: Bowen Engineering Corporation
 Project Name: 25-2073 - Alcoa Outfall



Assembly/Submittal drawing



Production drawing

Job Number:	25-2952	
Part Ref.:	P2	
Product Code:	BX2430-08R36	
Weight:	3366 lb	
Production Date:		
Structure ID:	81	
Spec./Type:	KYTC	Type: DBI TYPE 13G
Structure Size:	24" x 30"	
Station:		
Customer Name:	Louisville Paving and Construction	
Project Name:	25-2952 - KYTC Jefferson Co Call 106 (251315)	



Assembly/Submittal drawing



Production drawing

Job Number:	25-2511B	
Part Ref.:	P1	
Product Code:	BX2828-06BA36	
Weight:	3043 lb	
Production Date:		
Structure ID:	AF1	
Spec./Type:	Storm	Type: BX 6inW, 6inF
Structure Size:	28" x 28"	
Station:		
Customer Name:	Byard Construction, LLC	
Project Name:	25-2511B - Blue Sky Sec 1 (Storm)	



Assembly/Submittal drawing



Production drawing

Job Number:	25-2952	
Part Ref.:	P2	
Product Code:	BX1818-06RVF	
Weight:	967 lb	
Production Date:		
Structure ID:	124	
Spec./Type:	MSD	Type: Yard Drain
Structure Size:	18" x 18"	
Station:		
Customer Name:	Louisville Paving and Construction	
Project Name:	25-2952 - KYTC Jefferson Co Call 106 (251315)	



Assembly/Submittal drawing



Production drawing

Job Number:	25-3600	
Part Ref.:	P1	
Product Code:	BX24240606VF	
Weight:	2660 lb	
Production Date:		
Structure ID:	OC1	
Spec./Type:	Storm	Type: BX 6inW, 6inF
Structure Size:	24" x 24"	
Station:		
Customer Name:	Ainsworth Land Development, LLC	
Project Name:	25-3600 Signet FCU	



Assembly/Submittal drawing



Production drawing

Job Number:	25-4299	
Part Ref.:	P1	
Product Code:	BX2436-08BA18	
Weight:	2954 lb	
Production Date:		
Structure ID:	A25	
Spec./Type:	MSD	Type: CI DOUBLE
Structure Size:	24" x 36"	
Station:		
Customer Name:	Dan Cristiani Excavating Co. Inc.	
Project Name:	25-4299 - Seneca High School	



Assembly/Submittal drawing



Production drawing

Job Number:	25-4299	
Part Ref.:	P1	
Product Code:	BX2436-08BVF	
Weight:	3243 lb	
Production Date:		
Structure ID:	A22	
Spec./Type:	MSD	Type: CI DOUBLE
Structure Size:	24" x 36"	
Station:		
Customer Name:	Dan Cristiani Excavating Co. Inc.	
Project Name:	25-4299 - Seneca High School	



Assembly/Submittal drawing



Production drawing

Job Number:	25-4299	
Part Ref.:	P1	
Product Code:	BX2436-08BA30	
Weight:	4322 lb	
Production Date:		
Structure ID:	I5	
Spec./Type:	MSD	Type: CI DOUBLE
Structure Size:	24" x 36"	
Station:		
Customer Name:	Dan Cristiani Excavating Co. Inc.	
Project Name:	25-4299 - Seneca High School	



Assembly/Submittal drawing




Production drawing

Job Number:	25-4299	
Part Ref.:	P1	
Product Code:	BX2424-08BAVF	
Weight:	2572 lb	
Production Date:		
Structure ID:	D4	
Spec./Type:	MSD	Type: Yard Drain
Structure Size:	24" x 24"	
Station:		
Customer Name:	Dan Cristiani Excavating Co. Inc.	
Project Name:	25-4299 - Seneca High School	



Assembly/Submittal drawing



Production drawing

Job Number:	25-4299	
Part Ref.:	P1	
Product Code:	BX2436-08BVF	
Weight:	3425 lb	
Production Date:		
Structure ID:	D1	
Spec./Type:	MSD	Type: CI DOUBLE
Structure Size:	24" x 36"	
Station:		
Customer Name:	Dan Cristiani Excavating Co. Inc.	
Project Name:	25-4299 - Seneca High School	



Assembly/Submittal drawing



Production drawing

Job Number:	25-2952	
Part Ref.:	P2	
Product Code:	BX024030-08LD08-15X27	
Weight:	963 lb	
Production Date:		
Structure ID:	142	
Spec./Type:	KYTC	Type: DBI TYPE 13G
Structure Size:	24" x 30"	
Station:		
Customer Name:	Louisville Paving and Construction	
Project Name:	25-2952 - KYTC Jefferson Co Call 106 (251315)	



Assembly/Submittal drawing



Production drawing

Job Number:	26-2253	
Part Ref.:	P2	
Product Code:	CTS	
Weight:	8985 lb	
Production Date:		
Structure ID:	10-VX5000	
Spec./Type:	Vaults	Type: Vault 6inW, 6inF
Structure Size:	84" x 156"	
Station:		
Customer Name:	Contech Engineering Solutions	
Project Name:	26-2253 839548 Chick-Fil-A Osage Beach	



Assembly/Submittal drawing




Production drawing

Job Number: 25-2952
 Part Ref.: P2
 Product Code: BX024036-08LD08-15X27
 Weight: 1124 lb
 Production Date:
 Structure ID: **143**
 Spec./Type: KYTC Type: DBI TYPE 13G
 Structure Size: 24" x 36"
 Station:
 Customer Name: Louisville Paving and Construction
 Project Name: 25-2952 - KYTC Jefferson Co Call 106 (251315)



Assembly/Submittal drawing



Production drawing

Job Number:	26-1618	
Part Ref.:	P1	
Product Code:	CVBS	
Weight:	8241 lb	
Production Date:		
Structure ID:	2-61618 2	
Spec./Type:	Storm-Pipe Centered	Type: BX 6inW, 6inF
Structure Size:	50" x 252"	
Station:		
Customer Name:	Endesol, Inc.	
Project Name:	26-1618 - 4-23 691254775	



Assembly/Submittal drawing



Production drawing

Job Number: 24-4171
 Part Ref.: P1
 Product Code: BX4884-06BAVF-FLAT
 Weight: 10702 lb
 Production Date:
 Structure ID: **METER VAULT - 8**
 Spec./Type: Vaults Type: Meter Vault 6inW, 6inF
 Structure Size: 48" x 84"
 Station:
 Customer Name: Frederick and May Construction
 Project Name: 24-4171 - McKinney Water District Contract 1B Phase 2



Assembly/Submittal drawing



Production drawing

Job Number: 24-4171
 Part Ref.: P2
 Product Code: BX4884-06LD08-SP
 Weight: 2417 lb
 Production Date:
 Structure ID: **METER VAULT - 8**
 Spec./Type: Vaults Type: Meter Vault 6inW, 6inF
 Structure Size: 48" x 84"
 Station:
 Customer Name: Frederick and May Construction
 Project Name: 24-4171 - McKinney Water District Contract 1B Phase 2



Assembly/Submittal drawing



Production drawing

Job Number: 24-4171
 Part Ref.: P2
 Product Code: BX4884-06LD08-SP
 Weight: 2417 lb
 Production Date:
 Structure ID: **METER VAULT - 10**
 Spec./Type: Vaults Type: Meter Vault 6inW, 6inF
 Structure Size: 48" x 84"
 Station:
 Customer Name: Frederick and May Construction
 Project Name: 24-4171 - McKinney Water District Contract 1B Phase 2



Assembly/Submittal drawing



Production drawing

Job Number: 24-4171
 Part Ref.: P2
 Product Code: BX4884-06LD08-SP
 Weight: 2417 lb
 Production Date:
 Structure ID: **METER VAULT - 9**
 Spec./Type: Vaults Type: Meter Vault 6inW, 6inF
 Structure Size: 48" x 84"
 Station:
 Customer Name: Frederick and May Construction
 Project Name: 24-4171 - McKinney Water District Contract 1B Phase 2



Assembly/Submittal drawing



Production drawing

Job Number: 26-2074
 Part Ref.: P2
 Product Code: BX024024-08LD08S
 Weight: 687 lb
 Production Date:
 Structure ID: **KST4 ST-DBI**
 Spec./Type: Storm Type: BX 8inW, 8inF
 Structure Size: 24" x 24"
 Station:
 Customer Name: Herring Construction, Inc.
 Project Name: 26-2074 - Christian Co. Ball Field Line K



Assembly/Submittal drawing



Production drawing

Job Number: 26-2210
 Part Ref.: P2
 Product Code: BX072144-08LD06S
 Weight: 7850 lb
 Production Date:
 Structure ID: **20-KFPD0612**
 Spec./Type: Storm-Pipe Centered Type: BX 6inW, 6inF
 Structure Size: 72" x 144"
 Station:
 Customer Name: Contech Engineering Solutions
 Project Name: 26-2210 830197 TSSAA Headquarters



Assembly/Submittal drawing



Production drawing

Job Number:	25-4299	
Part Ref.:	P2	
Product Code:	BX024024-06LD08S	
Weight:	578 lb	
Production Date:		
Structure ID:	H7	
Spec./Type:	MSD	Type: Yard Drain
Structure Size:	24" x 24"	
Station:		
Customer Name:	Dan Cristiani Excavating Co. Inc.	
Project Name:	25-4299 - Seneca High School	



Assembly/Submittal drawing



Production drawing

Job Number:	25-4299	
Part Ref.:	P2	
Product Code:	BX024024-06LD08S	
Weight:	578 lb	
Production Date:		
Structure ID:	H9	
Spec./Type:	MSD	Type: Yard Drain
Structure Size:	24" x 24"	
Station:		
Customer Name:	Dan Cristiani Excavating Co. Inc.	
Project Name:	25-4299 - Seneca High School	