

Job Name: 25-4733 - The Paddock
 Job Location: Springfield, KY
 Contractor: Core & Main LP (Lou)

Plant: 100
 5/14/2026 1:08:58 PM

Tech: Jared - F
 PC: T. Lewis



Structure ID: CI-A5

P1 BX2436-08BA42

BOX BASE 8inW, 8inF F/n

- P2) 24" x 36" - CASTING HEIGHT - 6"
- P1) 24" x 36" - BOX BASE 8inW, 8inF F/n - 42"
- 1) CASTING - HOE 525 SET FLAT GRATE (F/G/H)
- 1) 24" x 36" - Conseal CS-102 1.00"
- 1) Hole - 16

0 lb
 5547 lb
 442 lb
 0 lb
 0 lb

 Structure Total: 5989 lb

Structure Notes:
 1. PER ASTM C913 SPECIFICATIONS.
 2. CONCRETE = 4,000 PSI AT 28 DAYS.
 3. NO STEPS AND NO INVERT CHANNEL.
 4. CASTING BY ICAST (HOE 525 SET FLAT GRATE (F/G/H)).

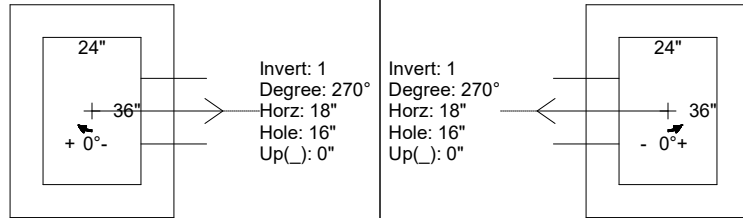
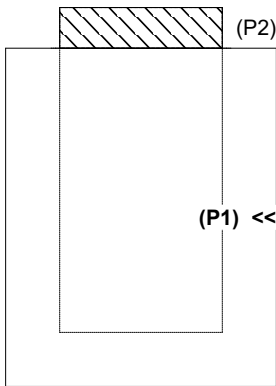
REINFORCING PER ASTM A615 (GRADE 60).
 - WALLS (As .12) #5 BARS AT 12" C.C.E.W.
 - FLOOR (As .12) #5 BARS AT 12" C.C.E.W.

Rim: 891.25' Rim to Invert: 4.06' Slack: 1.97' Sump: 1.25" Step Position:

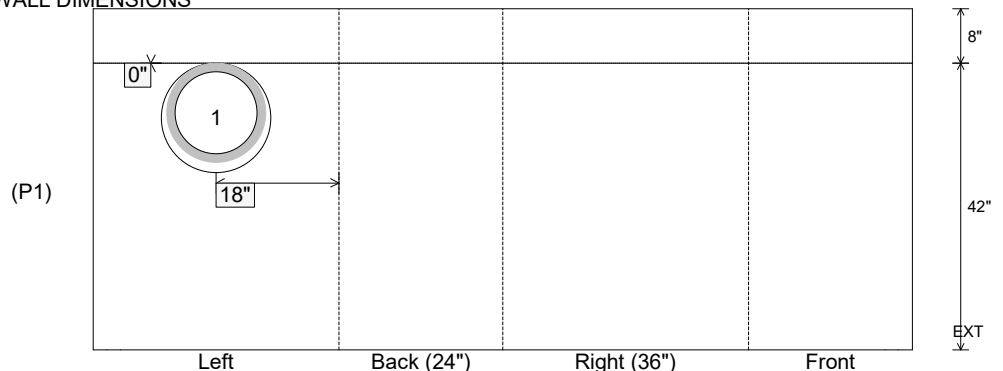
Position	Elev	Angle	Ext. (cw)	Pipe	Pipe OD	Connector	Hole	Horz Size	Up ()	Offset
Invert 1	887.19'	270°	26"	12" HDPE	14.5"	Hole 16	16"	16"	0"	0"
Invert 2										
Invert 3										
Invert 4										
Invert 5										
Invert 6										
Invert 7										
Invert 8										

RIGHT-SIDE UP VIEW (int. dimensions)

UPSIDE-DOWN VIEW (int. dimensions)



INSIDE WALL DIMENSIONS



Coating (Int):
 Coating (Ext):

Seam Up: Flat
 Seam Dn: n/a

Wall Thickness: 8"
 Floor Height: 8"

Height (Int): 42"
 Height (Ext): 50"

Weight (Net): 5547 lb
 Volume (Net): 1.42cu.yd