

Job Name: 25-1431 - Georgetown Commons
 Job Location: Georgetown, KY
 Contractor: Winwater Hartford KY Co.

Plant: Beaver Dam

4/28/2026 8:57:04 AM

Tech: J. Coppage

PC: A. Chambers



Structure ID: SSMH-195

P2 MH048RS48S

MH RISER NO STEPS

- P5) 24" - CASTING HEIGHT - 7"
- P4) 24" - GRADE RING - 3"
- P3) 48" - ECC CONE w/ 24" HOLE NO STEP - 30"
- P2) 48" - MH RISER NO STEPS - 48"
- P1) 48" - MH BASE - 24"
- 1) JOINT WRAP - 0.065"x6"x50' CONSEAL CS212
- 1) JOINT WRAP PRIMER - CONSEAL CS-75 (1 gal.)
- 1) 48" - MH INVERT CHANNEL - FULL HEIGHT
- 2) 48" - Conseal CS-102 1.00" (Double)
- 2) A-Lok - 0285
- 1) A-Lok - 0200

- Structure Notes:**
1. JR HOE MC-375 SELF SEALING SAN BY ICAST
 2. PER ASTM C478 SPECIFICATIONS.
 3. CONCRETE = 4,000 PSI AT 28 DAYS.
 4. REINFORCING PER ASTM A615 (GRADE 60).
 - CONE (As .12)
 - RISER/WALLS (As .12)
 - FLOOR (As .31) #5 BARS AT 12" C.C.E.W.
 5. **NO STEPS**

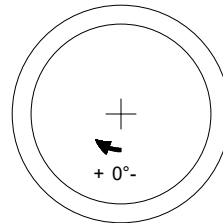
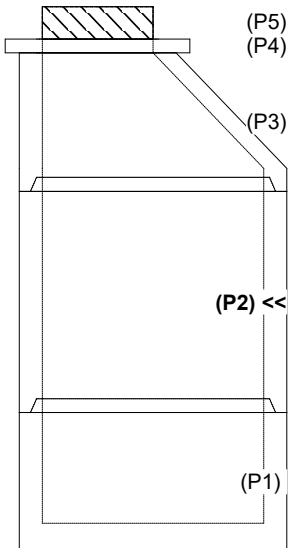
0 lb
 202 lb
 2050 lb
 3353 lb
 2928 lb
 0 lb
 0 lb
 1440 lb
 0 lb
 2 lb
 1 lb

Structure Total: 9976 lb

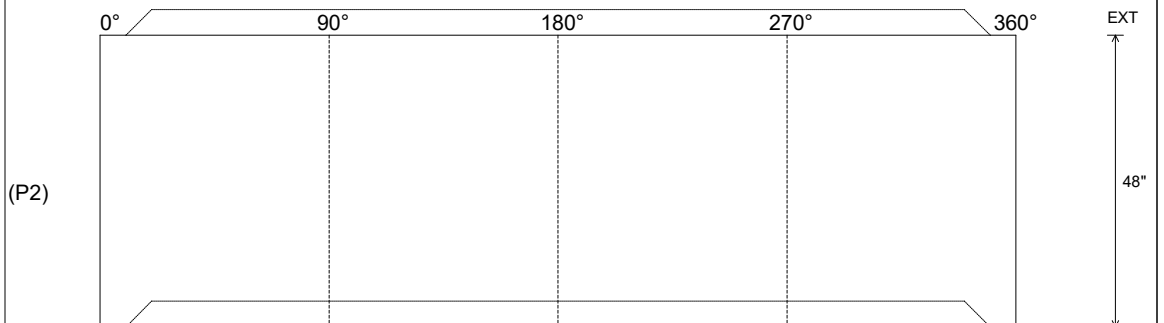
Rim: 870.02' Rim to Invert: 9.21' Slack: 0.52" Sump: 2" Step Position:

Position	Elev	Angle	Ext. (cw)	Pipe	Pipe OD	Connector	Hole	Horz Size	Up (L)	Offset
Invert 1										
Invert 2										
Invert 3										
Invert 4										
Invert 5										
Invert 6										
Invert 7										
Invert 8										

RIGHT-SIDE UP VIEW (int. dimensions)



INSIDE WALL DIMENSIONS



Coating (Int):
 Coating (Ext):

Seam Up: Tongue
 Seam Dn: Groove

Wall Thickness: 5"
 Floor Height: 0"

Height (Int): 48"
 Height (Ext): 48"

Weight (Net): 3353 lb
 Volume (Net): 0.86cu.yd