

| | | | |
|---|---------------------|-----------------|--|
| Job Name: 25-2898 - Hunter's Ridge Ph.1 | Plant: 100 | Tech: Jared - A |  |
| Job Location: Owensboro, KY | 6/1/2026 7:20:01 AM | PC: A. Chambers | |
| Contractor: Ernie Davis & Sons Mechanical, Inc. | | | |

Structure ID: AA-2

P1 BX2472-08BAVF

BOX BASE 8inW, 8inF, Variable Ht T/n

- P3) 24" x 72" - CASTING HEIGHT - 6"
- P2) 24" x 72" - BOX RISER 8inW, Variable Ht F/G - 35"
- P1) 24" x 72" - BOX BASE 8inW, 8inF, Variable Ht T/n - 60"
- 2) 24" x 72" - Conseal CS-102 1.00"
- 2) Hole - 48

| | |
|------------------|----------|
| | 0 lb |
| | 5263 lb |
| | 8768 lb |
| | 0 lb |
| | 0 lb |
| Structure Total: | 14031 lb |

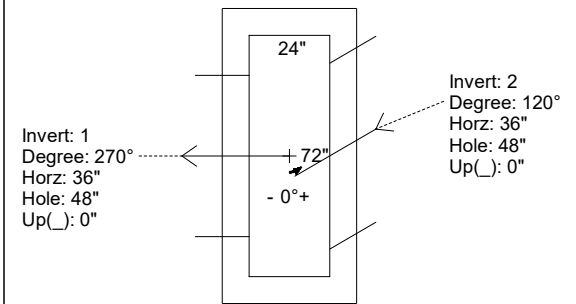
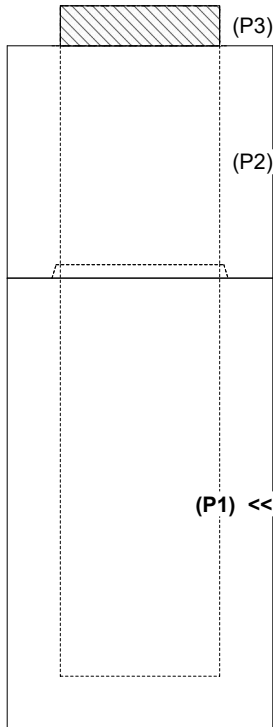
- Structures Notes:
1. PER ASTM C-913 SPECIFICATIONS
 2. CONCRETE: 4,000 PSI AT 28 DAYS
 3. REINFORCEMENT: #5 BAR @ 12" C.C. E.W. (GRADE 60) - 2" MIN. REBAR CLEARANCE (TYP)
 4. NO STORM INVERT
 5. NO STEPS
 6. HOE-525 DOUBLE FRAMES, GRATES, & CURB HOODS SUPPLIED BY OTHERS

Rim: 425.18' Rim to Invert: 8.14' Slack: 0.68" Sump: 4" Step Position: 0°

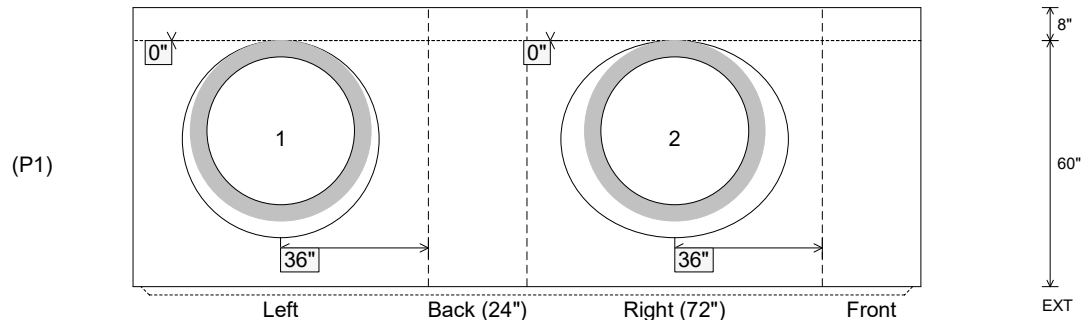
| Position | Elev | Angle | Ext. (cw) | Pipe | Pipe OD | Connector | Hole | Horz Size | Up () | Offset |
|----------|---------|-------|-----------|----------------|---------|-----------|------|-----------|--------|--------|
| Invert 1 | 417.04' | 270° | 44" | 36" RCP B WALL | 44" | Hole 48 | 48" | 48" | 0" | 0" |
| Invert 2 | 417.04' | 120° | 48.625" | 36" RCP B WALL | 44" | Hole 48 | 48" | 55.426" | 0" | -6" |
| Invert 3 | | | | | | | | | | |
| Invert 4 | | | | | | | | | | |
| Invert 5 | | | | | | | | | | |
| Invert 6 | | | | | | | | | | |
| Invert 7 | | | | | | | | | | |
| Invert 8 | | | | | | | | | | |

RIGHT-SIDE UP VIEW (int. dimensions)

UPSIDE-DOWN VIEW (int. dimenions)



INSIDE WALL DIMENSIONS



| | | | | |
|----------------------------------|---------------------------------|--|--|--|
| Coating (Int): Coating (Ext): | Seam Up: Tongue Seam Dn: n/a | Wall Thickness: 8" Floor Height: 8" | Height (Int): 60" Height (Ext): 68" | Weight (Net): 8768 lb Volume (Net): 2.24cu.yd |
|----------------------------------|---------------------------------|--|--|--|